



# ILLUSTRATED PARTS BREAKDOWN

# VAX 8500/30/50 SYSTEM

## HOW TO USE THE IPB

### GENERAL

This IPB is compiled following the organization and nomenclature of the engineering drawing structure.

### MAJOR ASSEMBLY LOCATOR (When Applicable)

The Major Assembly Locator (first illustration) is an index that provides a description and a figure reference for all illustrations used in this manual.

### INDENTED PARTS LIST

This manual identifies each assembly being broken down (figure reference callout), and all parts of that assembly. Further breakdown of an assembly is shown by an asterisk (\*) preceding the item callouts in the Description Column. The number of asterisks preceding an item is used to denote the subordination of that item with respect to the Major Assembly. A single asterisk preceding an item description indicates that the item is part of the major assembly being illustrated. Items that are subordinate to single asterisk items, are denoted by two asterisks (\*\*) and immediately follow the related single asterisk item. This system of part identification provides a means for the user to identify the next higher assembly item and make alternate selections for parts when the required replacement part of assembly is not immediately available.

### COLUMN CALLOUT DESCRIPTION

Figure and Item - Indicates the figure number, and item number of each part.

**Description** - Lists the name of the part and pertinent specifications (when required). Asterisks preceding the description denote the subordination of the part to the next higher assembly.

**DEC Part No.** - Lists the Digital part ordering number. A blank in this column indicates a Digital part number was not assigned at the time of publication.

**ECO Cut-In** - The notation at the top of this column indicates the ECO level of the system (option), at which the IPB was initially prepared. Subsequent ECO level designations, that modify existing parts or add new parts to the device, are inserted in the ECO Cut-in column next to the part that is added or modified.

**Used On Code** - Letters in this column correspond to the variation codes assigned in Figure 1. Parts with an Alpha notation (S) are used only in those option variations. A blank indicates that the part is used on all option variations.

**Ref Fig No.** - A cross reference between illustrations. For each Major Assembly, the number in this column denotes the figure of the next higher assembly. For all subassemblies, the number in this column denotes the figure showing additional detailed breakdown.

### PART NUMBER/PART DESCRIPTION SORT SECTION

Parts are sorted both numerically and alphabetically by description, referenced to a location within the IPB, by figure number and item number.

## REVISION HISTORY

## OTHER IPB MANUALS REFERENCED

| PRINTING     | ECO LEVEL |             |          |             | DATE      | OTHER IPB<br>MANUALS<br>REFERENCED |
|--------------|-----------|-------------|----------|-------------|-----------|------------------------------------|
|              |           |             |          |             |           |                                    |
| 2nd Printing | 851BA-Y   | 00000-00006 | RX50     | 00007-00008 | 14-JUL-89 |                                    |
|              | 855BA-Y   | 00001-00005 | 70-18638 | 00003-00003 |           |                                    |
|              | 70-23575  | 855BA-00005 | 70-18932 | 00006-00006 |           |                                    |
|              | 70-23145  | 855BA-00005 | 70-18442 | 00003-00004 |           |                                    |
|              | 70-22901  | 00000-00000 | 70-19118 | 00002-00002 |           |                                    |
|              | 70-22899  | 00000-00001 | VR201-B  | 00003-00008 |           |                                    |
|              | H405-A    | 00000-00002 | 70-19578 | 00008-00008 |           |                                    |
|              | H405-B    | 00000-00004 | 70-19579 | 00003-00003 |           |                                    |
|              | 70-22920  | 00000-00003 | LK201    | 00023-00029 |           |                                    |
|              | 70-22895  | 00000-00001 | 70-18416 | 00006-00032 |           |                                    |
|              | H9400-AF  | 00003-00005 | RD52-A   | 00000-00007 |           |                                    |
|              | 70-21700  | 00001-00002 | RD32     | 00000-00000 |           |                                    |
|              | 70-01130  | 00001-00001 |          |             |           |                                    |
|              | 70-22913  | 00000-00002 |          |             |           |                                    |
|              | H717E-A   | 00000-00005 |          |             |           |                                    |
|              | PC38N     | 00000-00009 |          |             |           |                                    |
|              | PC380     | 00003-00003 |          |             |           |                                    |
|              | KDJ11-CA  | 00001-00001 |          |             |           |                                    |
|              | BA50-A    | 00003-00003 |          |             |           |                                    |
|              | 70-18432  | 00003-00003 |          |             |           |                                    |
|              | H7862     | 00005-00007 |          |             |           |                                    |
|              | 70-20610  | 00001-00001 |          |             |           |                                    |
|              | 70-18970  | 00002-00003 |          |             |           |                                    |

Digital Equipment Corporation reserves the right, without notice, to make substitutions and modifications in the specifications of products documented in this manual and further reserves the right to withdraw any of these products from the market without notice.

Digital Equipment Corporation is not responsible for errors which may appear in the technical description (including illustrations and photographs) of the products covered by this manual.

None of the descriptions contained in this manual imply the granting of any license whatsoever to make, use or sell equipment constructed in accordance therewith.

Copyright © 1989 by Digital Equipment Corporation. All rights reserved.

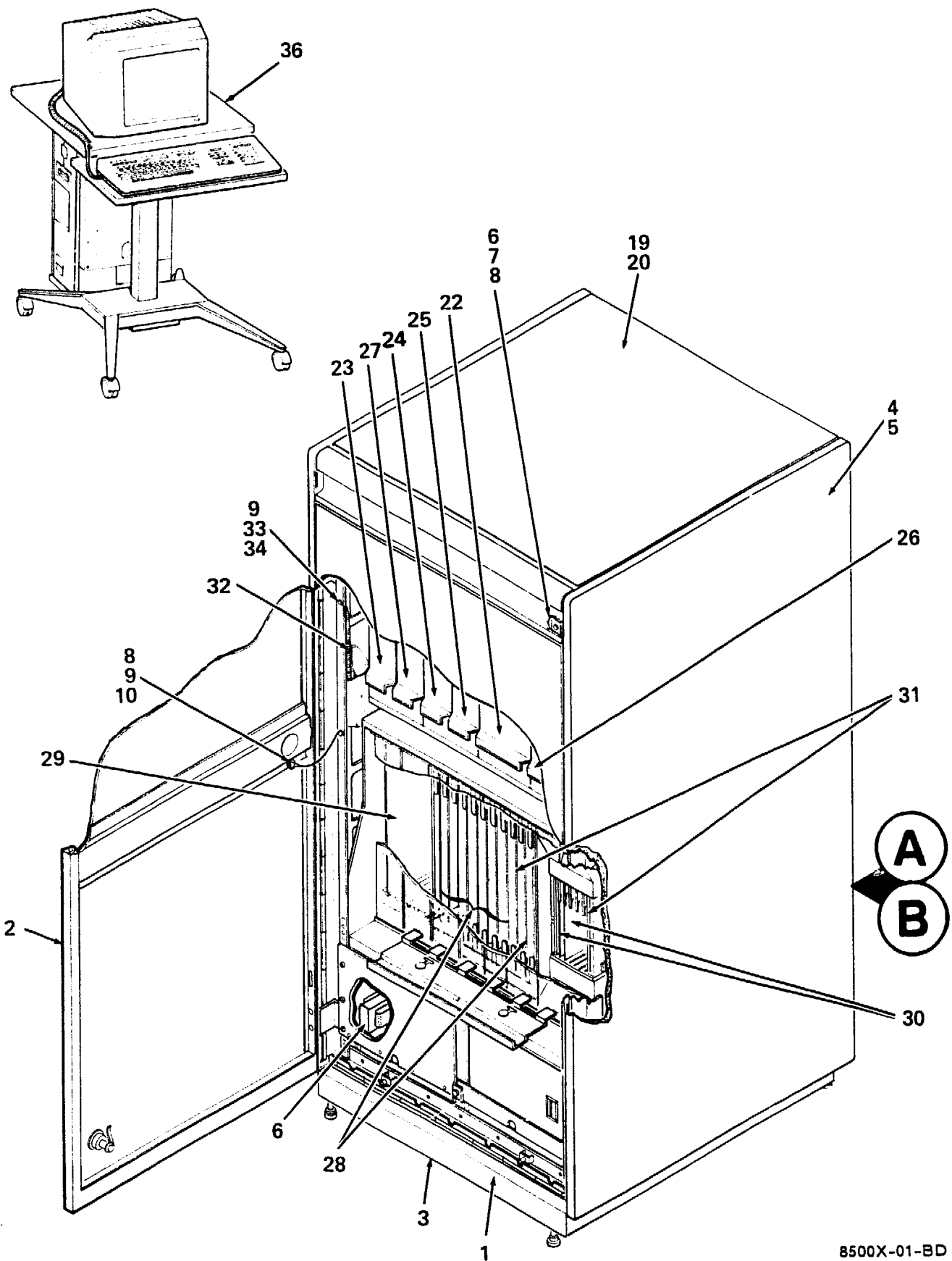
The postage-paid READER'S COMMENTS form on the last page of this document requests your critical evaluation to assist us in preparing future documentation.

The following are trademarks of Digital Equipment Corporation :

---

**digital™**

BA50  
DEC  
DECUS  
LK201  
PC380  
PDP  
RD32  
RD52  
RX50  
UNIBUS  
VAX  
VR201

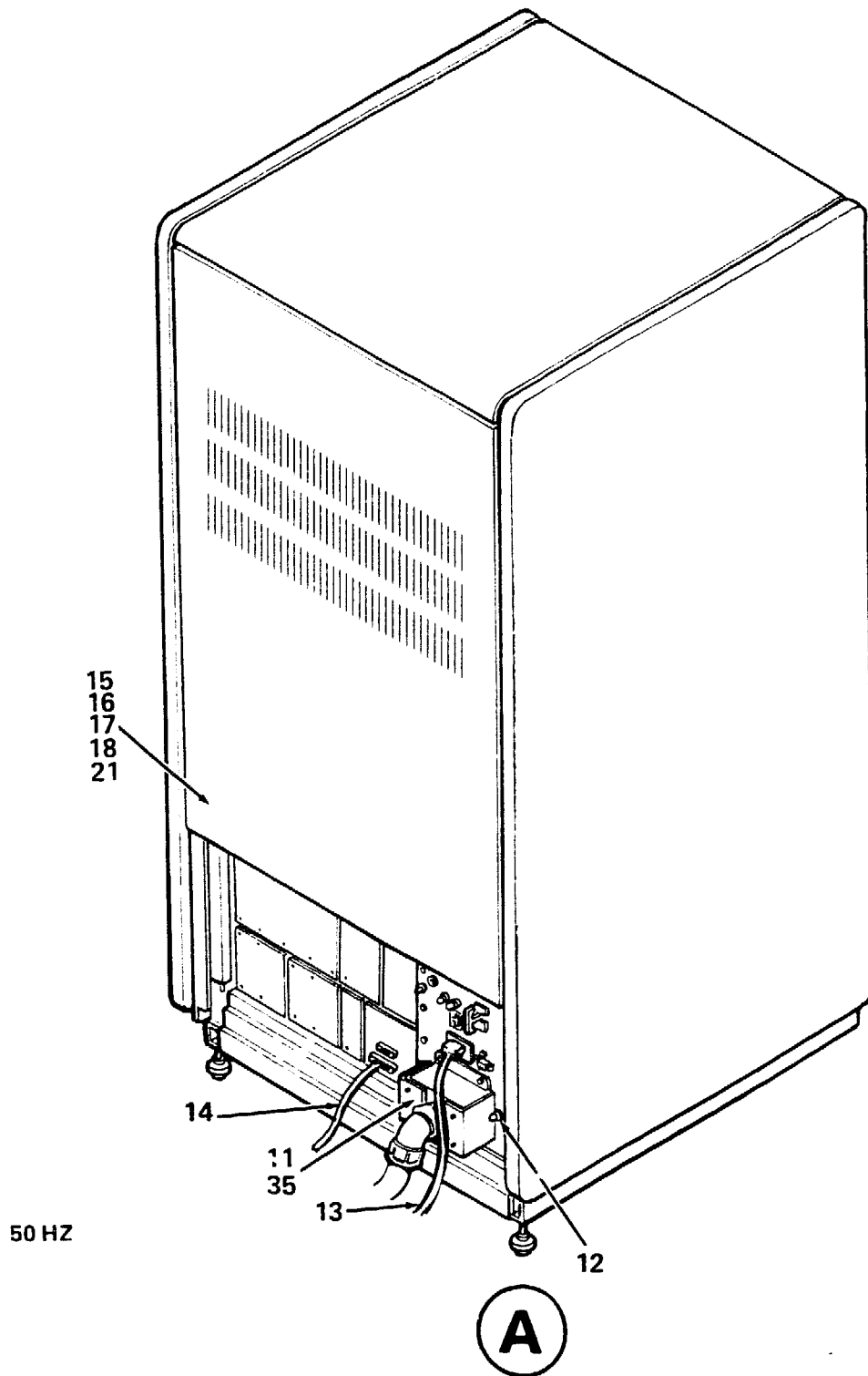


8500X-01-BD

Figure 1. 8530 Kernal Assembly (Sheet 1 of 3)

# PARTS LIST

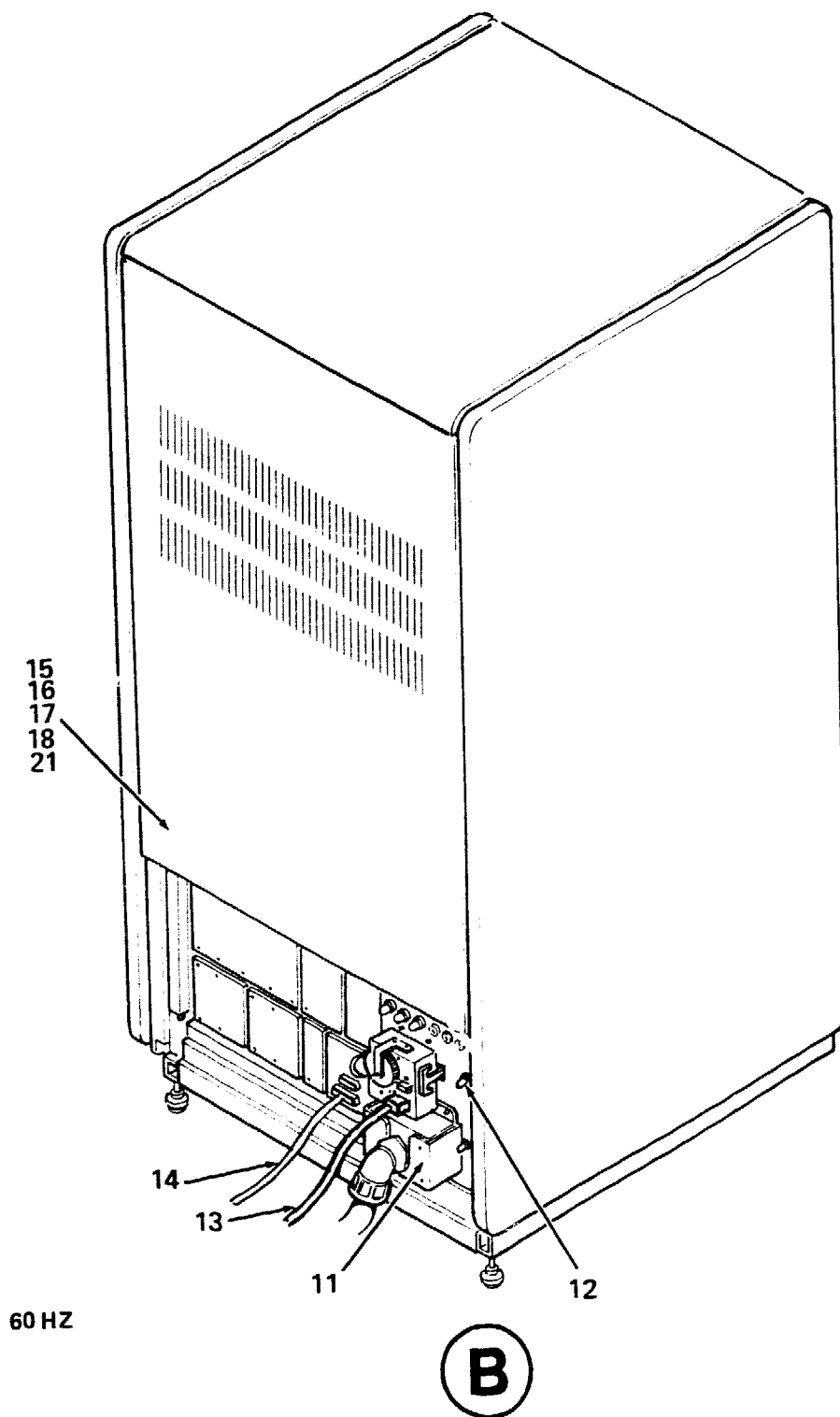




8500X-01A-BD

Figure 1. 8530 Kernal Assembly (Sheet 2 of 3)

PARTS LIST



8500X-01B-BD

Figure 1. 8530 Kernal Assembly (Sheet 3 of 3)

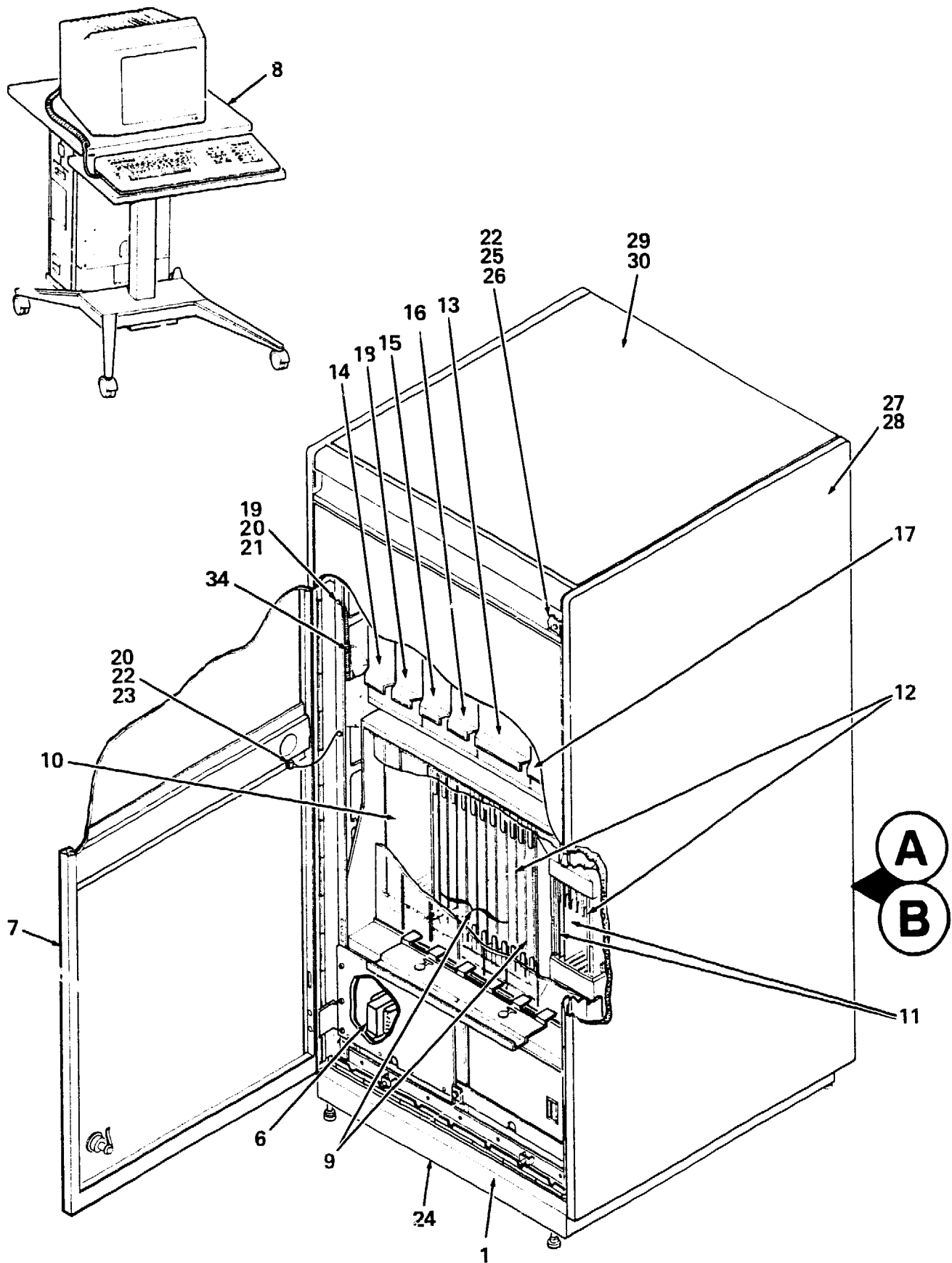
**PARTS LIST**

IPB-8500X

| FIG. &<br>ITEM<br>NO. | DESCRIPTION                              | DEC<br>PART NO. | H<br>ECO<br>CUT-IN<br>851BA-Y<br>00000 | USED<br>ON<br>CODE | REF<br>FIG<br>NO. |
|-----------------------|--|-----------------|--|--------------------|-------------------|
| 1-                    | 8530 KERNEL SYSTEM                       |                 |  |                    |                   |
|                       | Code A-Used on Model 851BA-YA (120V)     | 851BA-YA        |  | A                  |                   |
|                       | Code B-Used on Model 851BA-YB (240V)     | 851BA-YB        |  | B                  |                   |
| 1                     | *CABINET SUBASSEMBLY                     | 70-23575-01     |  |                    | 2                 |
| 2                     | *DOOR ASSEMBLY, FRONT                    | 70-22901-01     |  |                    | 3                 |
| 3                     | *Panel Assembly, Kick                    | 70-21704-02     |  |                    |                   |
| 4                     | *Panel Assembly, End                     | 70-19485-00     |  |                    |                   |
| 5                     | *Nut, Kep No.1/4-24                      | 90-08203-00     |  |                    |                   |
| 6                     | *Panel Assembly, Logo                    | 70-23572-01     |  |                    |                   |
| 7                     | *Screw, Phl Flat Hd No.10-32 x 5/16      | 90-06070-02     |  |                    |                   |
| 8                     | *Screw, Sems Truss Hd No.10-32 x 3/8     | 90-00049-11     |  |                    |                   |
| 9                     | *Washer, Flat No.10                      | 90-06664-00     |  |                    |                   |
| 10                    | *Nut, Kep No. 10-32                      | 90-06565-00     |  |                    |                   |
| 11                    | *BOX ASSEMBLY, POWER INPUT (120V)        | H405-A          |  | A                  | 5                 |
|                       | *BOX ASSEMBLY, POWER INPUT (240V)        | H405-B          |  | B                  | 6                 |
| 12                    | *Screw, Truss Ph Hd No. 6-32 x 1/2       | 90-00049-11     |  |                    |                   |
| 13                    | *Cord Assembly, Power                    | 17-00442-17     |  |                    |                   |
| 14                    | *Harness Assembly                        | 17-01198-01     |  |                    |                   |
| 15                    | *Envelope, Clear                         | 99-07690-01     |  |                    |                   |
| 16                    | *Plug, ID #1                             | 12-23701-01     |  |                    |                   |
| 17                    | *Plug, ID #0                             | 12-23701-16     |  |                    |                   |
| 18                    | *Kit, Plug ID                            | 12-23701-18     |  |                    |                   |
| 19                    | *Cover, Top                              | 70-19497-04     |  |                    |                   |
| 20                    | *Screw, Sems Phl Hd No.10-32 x 1/2       | 90-09700-00     |  |                    |                   |
| 21                    | *DOOR ASSEMBLY, REAR                     | 70-22899-01     |  |                    | 4                 |
| 22                    | *Power Supply, H7180 5/5.2V @200A Module | H7180-A         |  |                    |                   |
| 23                    | *Power Supply, H7189 +/-5V @85A Module   | H7186-A         |  |                    |                   |
| 24                    | *Power Supply, H7187 +/-2.5V Module      | H7187-A         |  |                    |                   |
| 25                    | *EMM Assembly, H7188                     | H7188-AB        |  |                    |                   |
| 26                    | *Module, BIP Power                       | H7189-A         |  |                    |                   |
| 27                    | *Module Assembly, Small Blank            | 70-21639-01     |  |                    |                   |
| 28                    | *Controller, CPU Module Set W/Memory     | KA85-AA         |  |                    |                   |
| 29                    | *Module, 4MB Memory (deleted)            | MS88-AA         | 00006                                  |                    |                   |
| 30                    | *Filler Assembly, Module                 | 70-23091-01     |  |                    |                   |
| 31                    | *BI Channel #0                           | DB88-AF         |  |                    |                   |
| 32                    | *Cable Assembly W/Wrist Strap            | 12-24023-01     |  |                    |                   |
| 33                    | *Screw,Sems Hex Hd No.10-32 x 1/2        | 90-10156-00     |  |                    |                   |
| 34                    | *Retainer, U-Nut No.10-32                | 90-07786-00     |  |                    |                   |
| 35                    | *Transformer, P=6KV 50/60HZ              | 16-24764-01     |  | B                  |                   |
| 36                    | *CONSOLE SUBSYSTEM, PC38N                | PC38N-AA        |  |                    | 14                |

| FIG. &<br>ITEM<br>NO. | DESCRIPTION   | DEC<br>PART NO. | ECO<br>CUT-IN<br>851BA-Y<br>00000 | USED<br>ON<br>CODE | REF<br>FIG<br>NO. |
|-----------------------|---|-----------------|-----------------------------------|--------------------|-------------------|
| 1-                    | ITEMS (Not Shown)                                   |                 |                                   |                    |                   |
|                       | *Keys, Cabinet Door (added)                         | 12-26339-01     | 00005                             |                    |                   |
|                       | LABELS (Not Shown)                                  |                 |                                   |                    |                   |
|                       | *Label, "Danger High Currents"                      | 36-23543-01     |                                   |                    |                   |
|                       | *Label, "Assembly No."                              | 36-18307-05     |                                   |                    |                   |
|                       | *Label, "Bulkhead"                                  | 36-25807-01     |                                   |                    |                   |
|                       | *Label, "Classified/License System"                 | 36-26212-01     |                                   | B                  |                   |
|                       | *Label, "UCI Transformer"                           | 36-25891-01     |                                   | B                  |                   |
|                       | *Label, "Cable Table"                               | 36-25537-01     |                                   | B                  |                   |
|                       | *Label, "Cable Table"                               | 36-25537-02     |                                   | A                  |                   |
|                       | *Label, "FCC Class A Processor"                     | 36-17880-02     |                                   | A                  |                   |
|                       | *Label, "Serial/Power Rating"                       | 36-26211-01     |                                   | A                  |                   |
|                       | *Label, "Serial/Power Rating"                       | 36-26211-02     |                                   | B                  |                   |
|                       | *Label, "Serial/Power Rating" (Ireland) (added)     | 36-26211-03     | 00006                             | B                  |                   |
|                       | HARNESS/CABLES (Not Shown)                          |                 |                                   |                    |                   |
|                       | *Harness Assembly                                   | 17-01132-01     |                                   | B                  |                   |
|                       | *Harness Assembly                                   | 17-01124-01     |                                   | B                  |                   |
|                       | *Harness Assembly Wire (added)                      | 17-01134-01     | 00003                             |                    |                   |
|                       | *Harness Assembly (BBU J20 to H405-A J6)<br>(added) | 17-01593-01     | 00005                             |                    |                   |
|                       | *Harness Assembly Wire (added)                      | 17-01537-01     | 00005                             | B                  |                   |
|                       | *Harness Assembly Wire (added)                      | 17-01536-01     | 00005                             | A                  |                   |
|                       | *Cable Assembly (BBU J19 to SPC J13) (added)        | 17-01131-02     | 00005                             |                    |                   |
|                       | *Cable Assembly (BBU J18 to SPC J14) (added)        | 17-01159-02     | 00005                             |                    |                   |
|                       | *Cable Assembly (BBU J22 to H405-A J5)(added)       | 17-00365-03     | 00005                             |                    |                   |

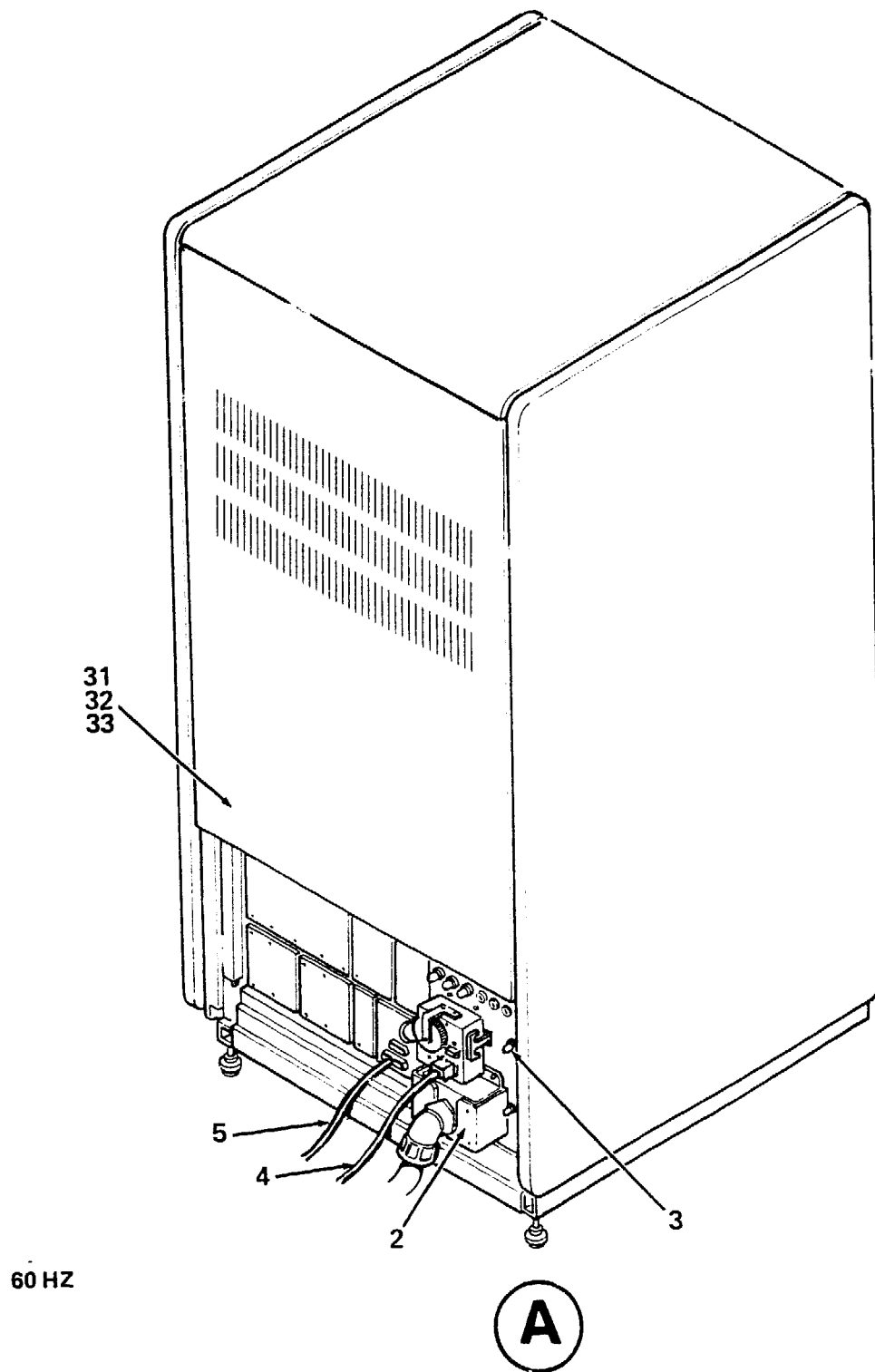




8500X-01C-BD

Figure 1A. 8550 Kernal System (Sheet 1 of 3)

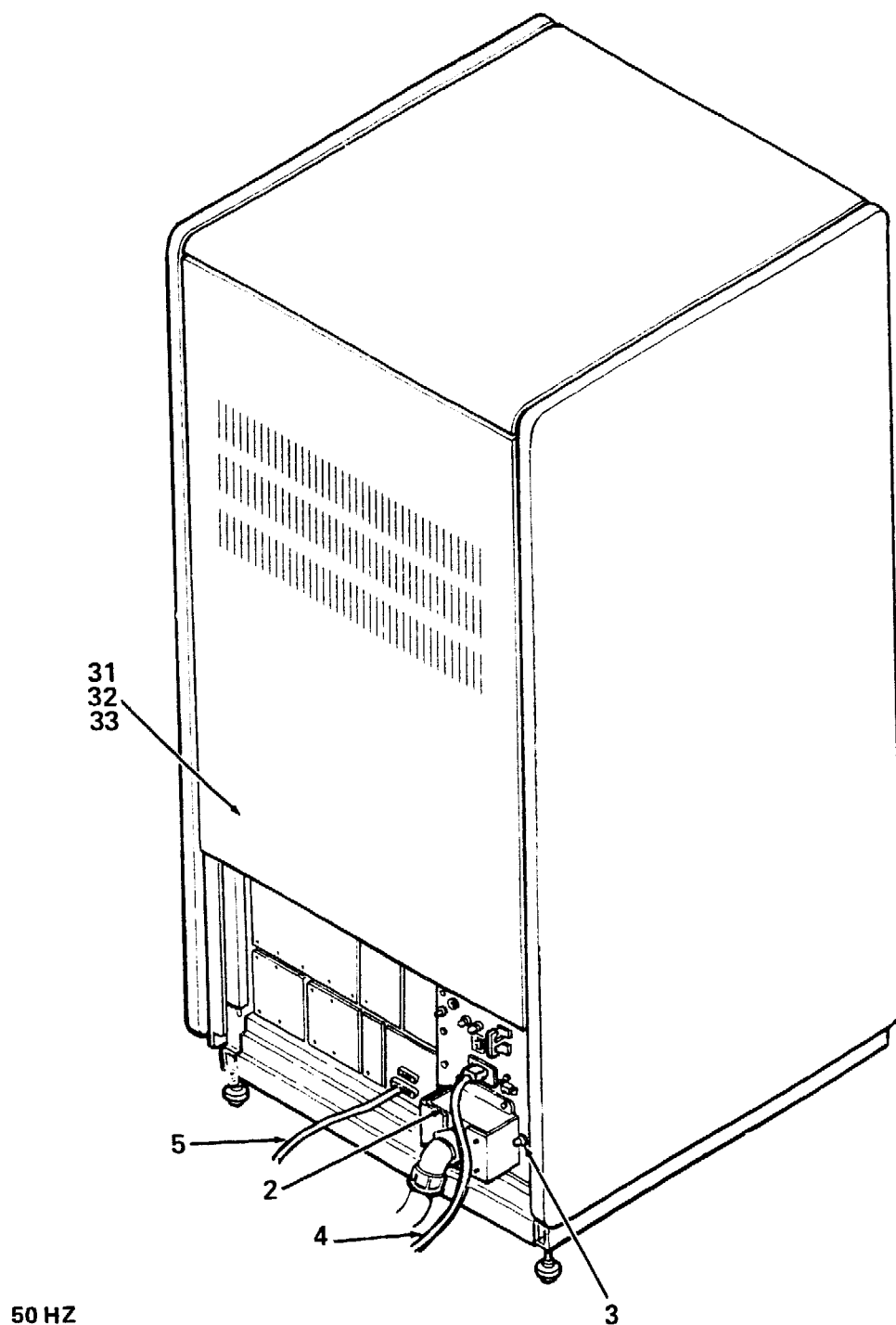
# PARTS LIST



8500X-01D-BD

Figure 1A. 8550 Kernal System (Sheet 2 of 3)

PARTS LIST



**B**

8500X-01E-BD

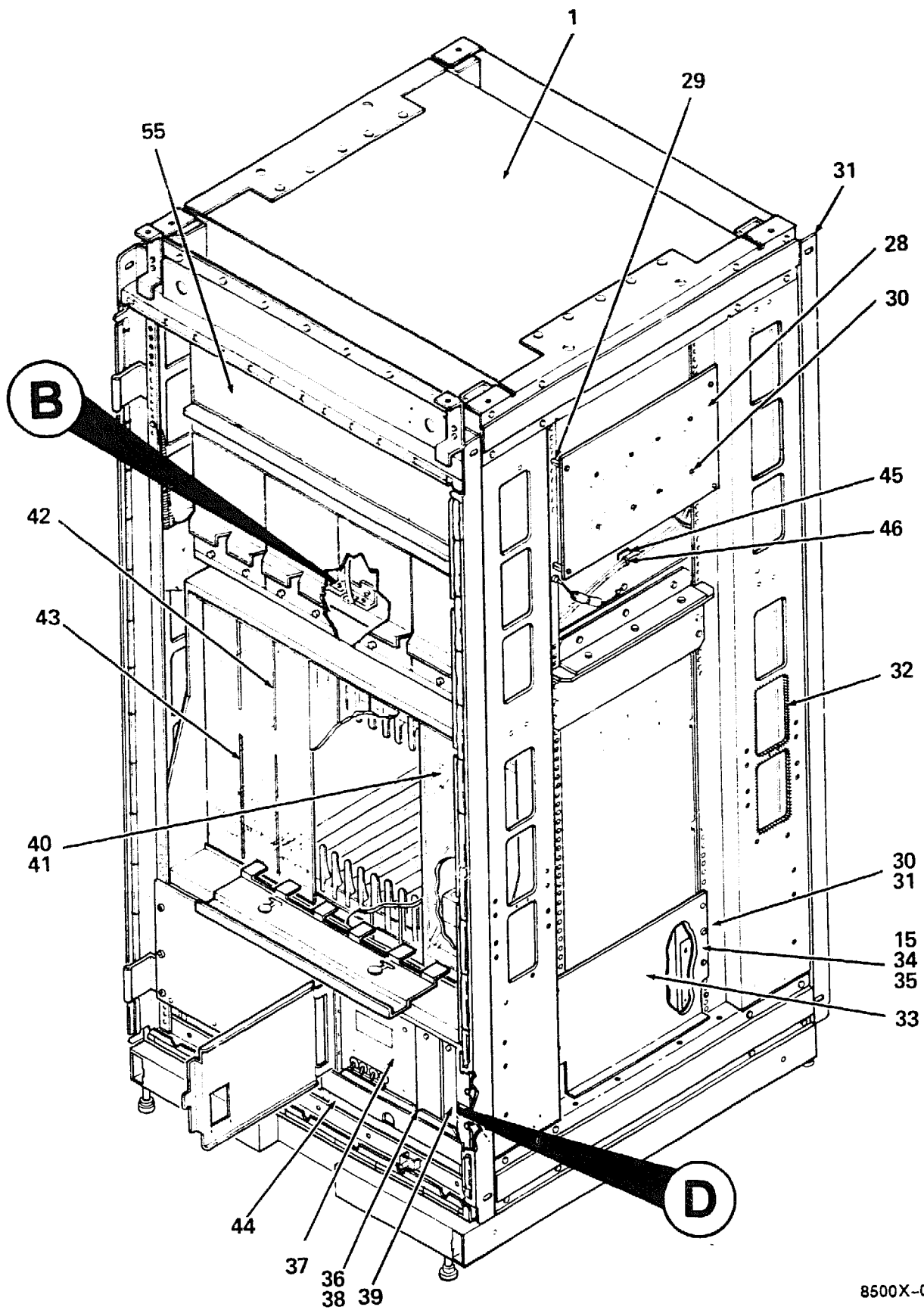
Figure 1A. 8550 Kernal System (Sheet 3 of 3)

PARTS LIST

IPB-8500X

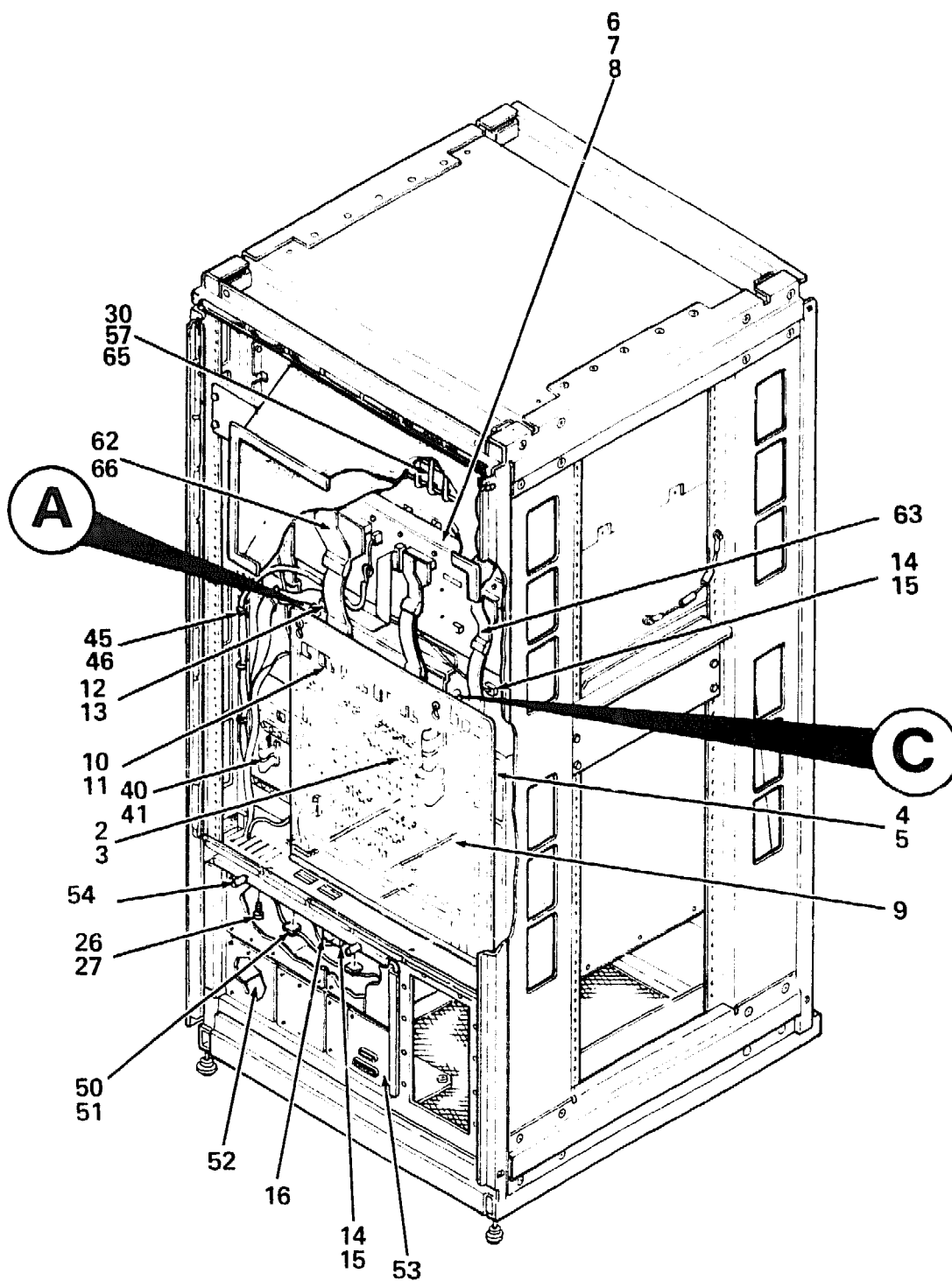
| FIG. &<br>ITEM<br>NO. | DESCRIPTION   | DEC<br>PART NO. | F<br>ECO<br>CUT-IN<br>851BA-Y<br>C0001 | USED<br>ON<br>CODE | REF<br>FIG<br>NO. |
|-----------------------|---|-----------------|--|--------------------|-------------------|
| 1A-                   | 8550 KERNEL SYSTEM  |                 |  |                    |                   |
|                       | Code A-Used on Model 855BA-YA (120V)                          | 855BA-YA        |  | C                  |                   |
|                       | Code B-Used on Model 855BA-YB (240V)                          | 855BA-YB        |  | D                  |                   |
| 1                     | *CABINET SUBASSEMBLY  | 70-23145-01     |  |                    | 2A                |
| 2                     | *BOX ASSEMBLY, POWER INPUT (120V)                             | H405-A          |  | C                  | 5                 |
|                       | *BOX ASSEMBLY, POWER INPUT (240V)                             | H405-B          |  | D                  | 6                 |
| 3                     | *Screw, Sems Truss Hd No.6-32 x 3/8                           | 90-00049-11     |  |                    |                   |
| 4                     | *Cord Assembly, Power   | 17-00442-17     |  |                    |                   |
| 5                     | *Harness Assembly   | 17-01198-01     |  |                    |                   |
| 6                     | *Transformer, P=6KV 50/60HZ                                   | 16-24764-01     |  | D                  |                   |
| 7                     | *DOOR ASSEMBLY, FRONT   | 70-22901-01     |  |                    | 3                 |
| 8                     | *CONSOLE SUBSYSTEM, PC38N                                     | PC38N-AA        |  |                    | 14                |
| 9                     | *Controller, CPU W/Memory                                     | KA88-AA         |  |                    |                   |
| 10                    | *Module, 4MB Memory (deleted)                                 | MS88-AA         | 00004                                  |                    |                   |
| 11                    | *Filler Assembly, Module                                      | 70-23091-01     |  |                    |                   |
| 12                    | *BI Channel #0  | DB88-AF         |  |                    |                   |
| 13                    | *Power Supply, H7180 5/5.2V @200A                             | H7180-A         |  |                    |                   |
| 14                    | *Power Supply, H7186 +/-5V @85A                               | H7186-A         |  |                    |                   |
| 15                    | *Power Supply, H7187 +/-2.5V @100A                            | H7187-A         |  |                    |                   |
| 16                    | *EMM Assembly, H7188  | H7188-AB        |  |                    |                   |
| 17                    | *Regulator, Power   | H7189-A         |  |                    |                   |
| 18                    | *Module Assembly, Small Blank                                 | 70-21639-01     |  |                    |                   |
| 19                    | *Screw, Sems Phi Hd No.10-32 x 1/2                            | 90-09700-00     |  |                    |                   |
| 20                    | *Washer, Flat   | 90-06664-00     |  |                    |                   |
| 21                    | *Nut, Retainer No.10-32                                       | 90-07786-00     |  |                    |                   |
| 22                    | *Screw, Sems Phi Pan Hd No.10-32 x 3/8                        | 90-09228-10     |  |                    |                   |
| 23                    | *Nut, Kep No.10-32  | 90-06565-00     |  |                    |                   |
| 24                    | *Panel Assembly, Kick   | 70-21704-02     |  |                    |                   |
| 25                    | *Panel Assembly, Logo   | 70-23574-01     |  |                    |                   |
| 26                    | *Screw, Phi Flat Hd No.10-32 x 5/16<br>(replaces 90-06070-02) | 90-06071-02     | 00004                                  |                    |                   |
| 27                    | *Panel Assembly, End  | 70-19485-00     |  |                    |                   |
| 28                    | *Nut, Kep No.1/4-20   | 90-08203-00     |  |                    |                   |
| 29                    | *Cover Assembly, Top  | 70-19497-04     |  |                    |                   |
| 30                    | *Screw, Sems Hex Hd No.10-32 x 1/2                            | 90-10156-00     |  |                    |                   |
| 31                    | *DOOR ASSEMBLY, REAR  | 70-22899-01     |  |                    | 4                 |
| 32                    | *Envelope, Clear  | 99-07690-01     |  |                    |                   |
| 33                    | *Plug, Node ID #1   | 12-23701-01     |  |                    |                   |
|                       | *Plug, Node ID #0   | 12-23701-16     |  |                    |                   |
|                       | *Node Plug Kit  | 12-23701-18     |  |                    |                   |
| 34                    | *Cable Assembly W/Wrist Strap                                 | 12-24023-01     |  |                    |                   |

| FIG.&<br>ITEM<br>NO. | DESCRIPTION   | DEC<br>PART NO. | F<br>ECO<br>CUT-IN<br>851BA-Y<br>00001 | USED<br>ON<br>CODE | REF<br>FIG<br>NO. |
|----------------------|---|-----------------|--|--------------------|-------------------|
| 1A                   | ITEM (Not Shown)                                    |                 |  |                    |                   |
|                      | *Keys (added)                                       | 12-26339-01     | 00004                                  |                    |                   |
|                      | LABELS (Not Shown)                                  |                 |  |                    |                   |
|                      | *Label, "Bulkhead"                                  | 36-25807-01     |  |                    |                   |
|                      | *Label, "System Classified/License"                 | 36-26212-01     |  | D                  |                   |
|                      | *Label, "UCI Transformer"                           | 36-25891-01     |  | D                  |                   |
|                      | *Label, "Cable Table"                               | 36-25537-01     |  | D                  |                   |
|                      | *Label, "Cable Table"                               | 36-25537-02     |  | C                  |                   |
|                      | *Label, "FCC Class A Processor"                     | 36-17880-02     |  | C                  |                   |
|                      | *Label, "Danger High Currents"                      | 36-23543-01     |  |                    |                   |
|                      | *Label, "Serial/Power Rating"                       | 36-26211-01     |  | C                  |                   |
|                      | *Label, "Serial/Power Rating"                       | 36-26211-02     |  | D                  |                   |
|                      | *Label, "Serial/Power Rating"                       | 36-26211-03     |  | D                  |                   |
|                      | *Label, "Assembly No." (replaces 36-18307-01)       | 36-18307-05     | 00004                                  |                    |                   |
|                      | HARNESS/CABLE (No. Shown)                           |                 |  |                    |                   |
|                      | *Harness Assembly                                   | 17-01132-01     |  | D                  |                   |
|                      | *Harness Assembly                                   | 17-01134-01     |  | D                  |                   |
|                      | *Harness Assembly (BBU J20 to H405-A J6)<br>(added) | 17-01593-01     | 00005                                  |                    |                   |
|                      | *Harness Assembly (added)                           | 17-01537-01     | 00005                                  | C                  |                   |
|                      | *Harness Assembly (added)                           | 17-01536-01     | 00005                                  | D                  |                   |
|                      | *Cable Assembly (BBU J19 to SPC J13) (added)        | 17-01131-02     | 00005                                  |                    |                   |
|                      | *Cable Assembly (BBU J18 to SPC J14) (added)        | 17-01159-02     | 00005                                  |                    |                   |
|                      | *Cable Assembly (BBU J22 to H405 J5) (added)        | 17-00365-03     | 00005                                  |                    |                   |



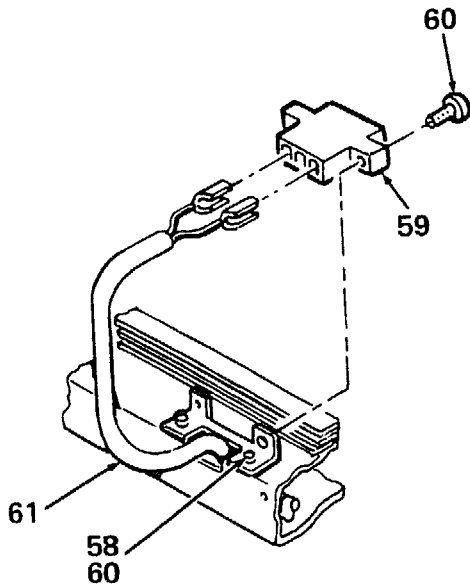
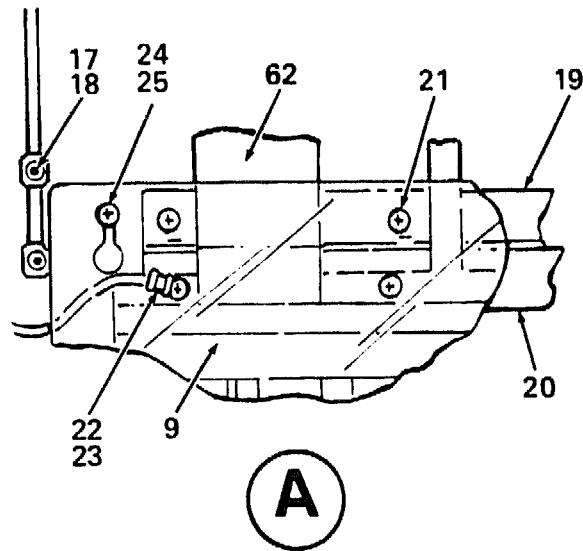
8500X-02-BD

Figure 2. Cabinet Subassembly (Sheet 1 of 4)



8500X-02A-BD

Figure 2. Cabinet Subassembly (Sheet 2 of 4)



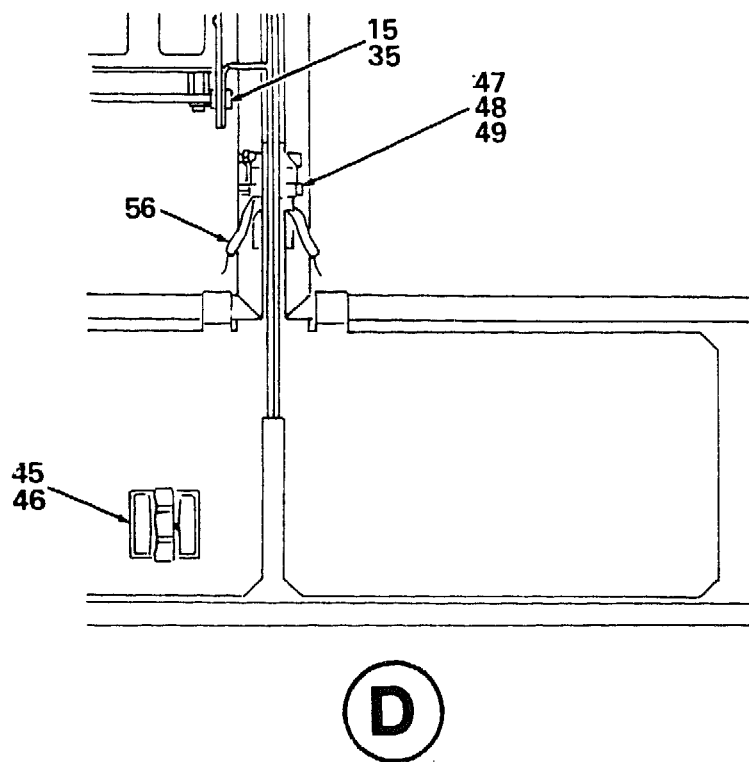
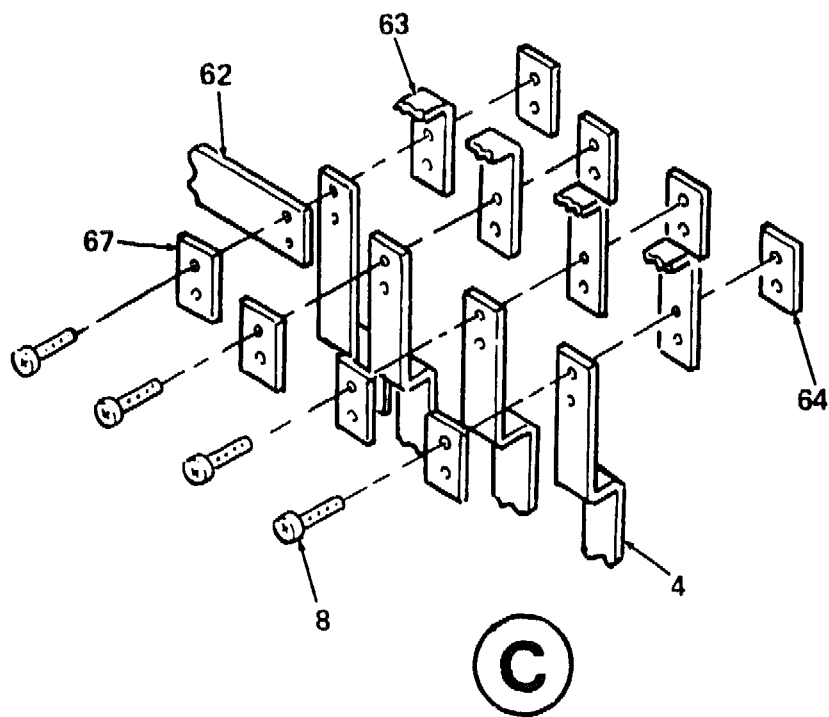
8500X-02B-BD

Figure 2. Cabinet Subassembly (Sheet 3 of 4)

PARTS LIST

IPB-8500X



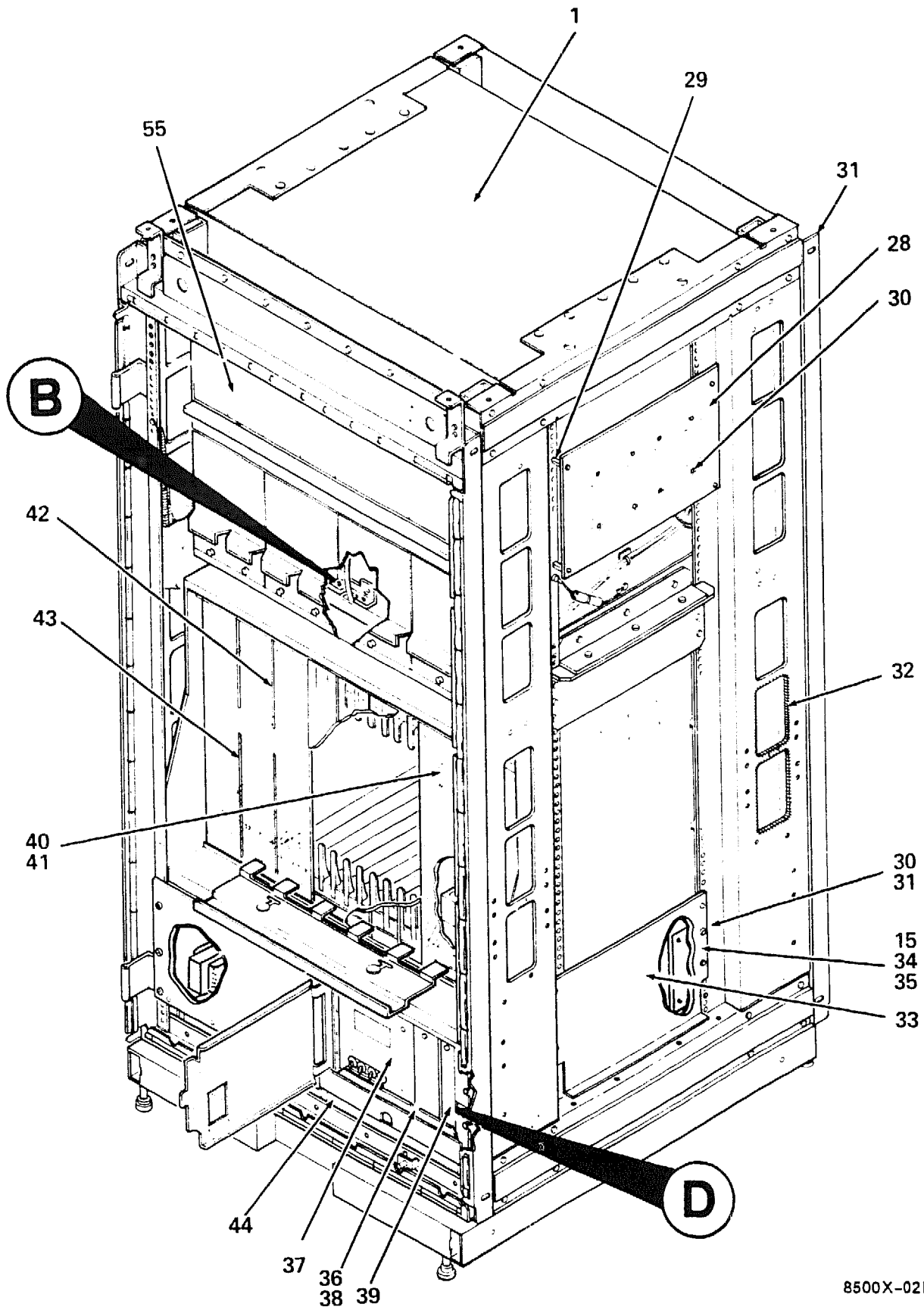


8500X-02C-BD

Figure 2. Cabinet Subassembly (Sheet 4 of 4)

| FIG. &<br>ITEM<br>NO. | DESCRIPTION   | DEC<br>PART NO. | ECO<br>CUT-IN<br>70-23575<br>00000 | USED<br>ON<br>CODE | REF<br>FIG<br>NO. |
|-----------------------|---|-----------------|------------------------------------|--------------------|-------------------|
| 2--                   | CABINET SUBASSEMBLY   | 70-23575-01     |                                    |                    | 1                 |
| 1                     | *HIGHBOY ASSEMBLY, SINGLE WIDTH<br>(replaces 70-22920-01)     | 70-22920-02     | 00002                              |                    | 7                 |
| 2                     | *Backplane Assembly, CPU                                      | 70-23573-23     |                                    |                    |                   |
| 3                     | *Screw, Self Tapping Phi No.6 x 1/2<br>(replaces 90-09800-18) | 90-09800-23     | 00002                              |                    |                   |
| 4                     | *Backplane Assembly, Memory<br>(replaces 70-23949-01)         | 70-23426-01     | 855BA-Y<br>00005                   |                    |                   |
| 5                     | *Screw, Sems Phi Pan Hd No.8-32 x 3/8                         | 90-10174-02     |                                    |                    |                   |
| 6                     | *Backplane Assembly, Moduler Power                            | 54-16709-01     |                                    |                    |                   |
| 7                     | *Washer, Flat   | 90-06656-00     |                                    |                    |                   |
| 8                     | *Screw, Sems Phi Pan Hd No.6-32 x 1/2                         | 90-00049-34     |                                    |                    |                   |
| 9                     | *Shield, Backplane  | 74-32070-01     |                                    |                    |                   |
| 10                    | *Nut, Kep No.10-32  | 90-06565-00     |                                    |                    |                   |
| 11                    | *Washer, Flat   | 90-06664-00     |                                    |                    |                   |
| 12                    | *Sensor, Air Flow W/LED                                       | 12-22805-02     |                                    |                    |                   |
| 13                    | *Screw, Flat Hd No.8-32 x 3/8                                 | 90-06037-02     |                                    |                    |                   |
| 14                    | *Thermistor, Temperature Mtg. Pkg.                            | 12-19526-01     |                                    |                    |                   |
| 15                    | *Screw, Sems Phi Pan Hd No.8-32 x 3/8                         | 90-10174-01     |                                    |                    |                   |
| 16                    | *Bracket, Sensor  | 74-30763-01     |                                    |                    |                   |
| 17                    | *Bracket, BI Cable  | 74-32891-01     |                                    |                    |                   |
| 18                    | *Screw, Phi Truss Hd No.8-32 x 3/8                            | 90-06037-03     |                                    |                    |                   |
| 19                    | *Bracket, CPU Bus (Top)                                       | 74-32745-01     |                                    |                    |                   |
| 20                    | *Bracket, CPU Bus (Bottom)                                    | 74-32746-01     |                                    |                    |                   |
| 21                    | *Screw, Sems Phi Pan Hd No.8-32 x 1/4                         | 90-09545-00     |                                    |                    |                   |
| 22                    | *Screw, Sems Phi Pan Hd No.8-32 x 1/2                         | 90-09545-01     |                                    |                    |                   |
| 23                    | *Harness Assembly   | 17-01061-01     |                                    |                    |                   |
| 24                    | *Standoff, Hex No.8-32  | 90-00001-34     |                                    |                    |                   |
| 25                    | *Screw, Phi Truss Hd No.8-32 x 5/8                            | 90-06040-03     |                                    |                    |                   |
| 26                    | *Washer, Flat (replaces 70-06659-00)                          | 90-10816-01     | 855BA-Y<br>00005                   |                    |                   |
| 27                    | *Screw, Shoulder  | 90-10639-01     |                                    |                    |                   |
| 28                    | *Plate Assembly, Mounting                                     | 70-23417-02     |                                    |                    |                   |
| 29                    | *Standoff, Hex No.10-32                                       | 90-00001-21     |                                    |                    |                   |
| 30                    | *Screw, Phi Truss Hd No.10-32 x 1/2                           | 90-09700-00     |                                    |                    |                   |
| 31                    | *Nut, U No.10-32  | 90-07786-00     |                                    |                    |                   |
| 32                    | *Grommet  | 12-25469-01     |                                    |                    |                   |
| 33                    | *Baffle, Side   | 74-31338-01     |                                    |                    |                   |
| 34                    | *Bracket, Support   | 74-32223-01     |                                    |                    |                   |
| 35                    | *Washer, Flat   | 90-06662-00     |                                    |                    |                   |
| 36                    | *Controller, System Power                                     | 70-22873-01     |                                    |                    |                   |
| 37                    | *CONTROLLER, H7176 POWER                                      | H7176-A         |                                    |                    | 13                |
| 38                    | *Module, H7060 Control/Start-up Power                         | H7060-A         |                                    |                    |                   |
| 39                    | *Module, H7061 Interface Logic                                | H7061-A         |                                    |                    |                   |
| 40                    | *CAGE ASSEMBLY, CARD  | H9400-AF        |                                    |                    | 9                 |

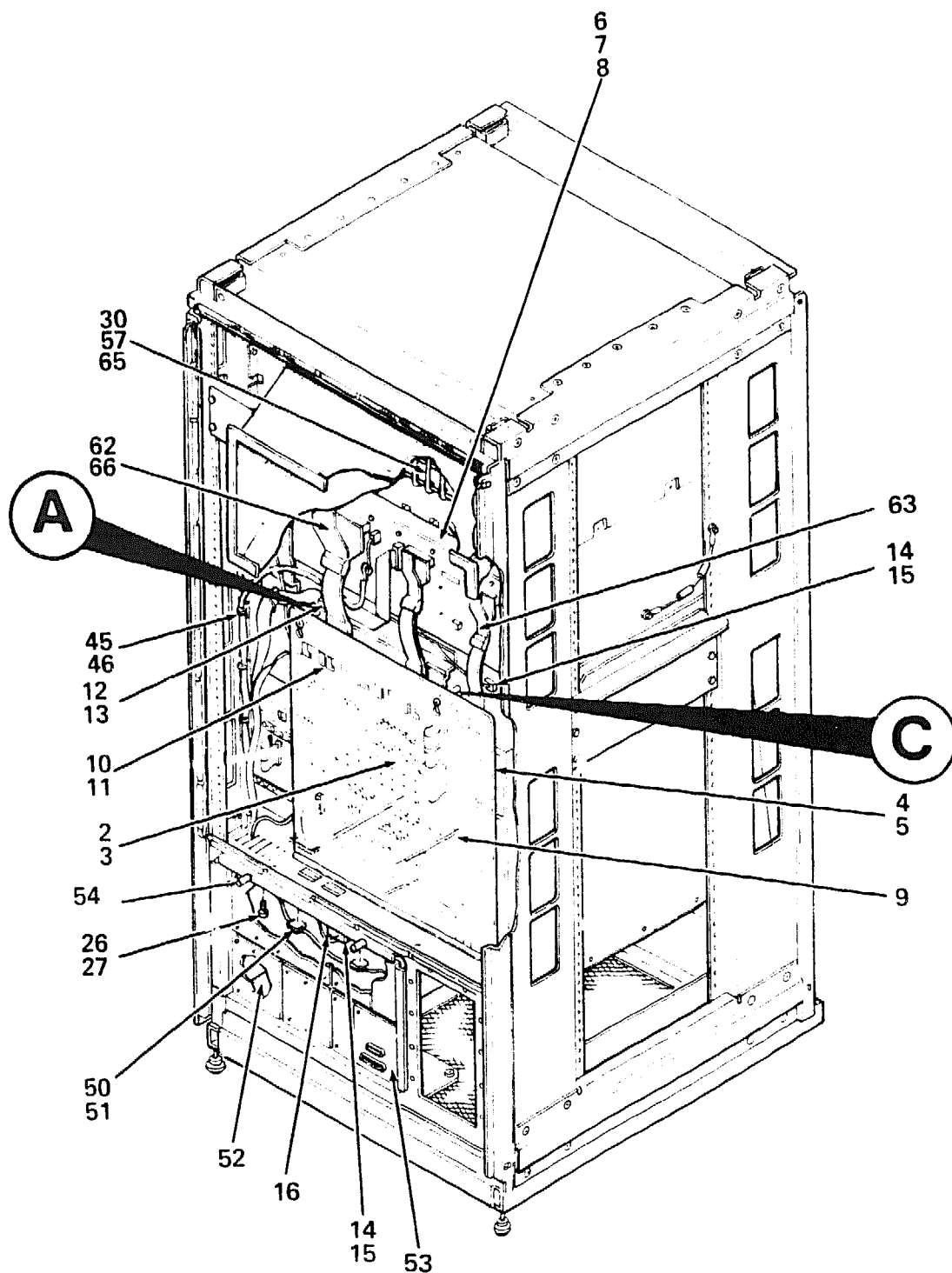
| FIG. &<br>ITEM<br>NO. | DESCRIPTION   | DEC<br>PART NO. | ECO<br>CUT-IN<br>70-23575<br>00000 | USED<br>ON<br>CODE | REF<br>FIG<br>NO. |
|-----------------------|---|-----------------|------------------------------------|--------------------|-------------------|
| 2-                    |   |                 |                                    |                    |                   |
| 41                    | *Screw, Phi Truss Hd No.10-32 X 1/2                         | 90-00049-04     |                                    |                    |                   |
| 42                    | *Door, CPU Bezel  | 74-31552-01     |                                    |                    |                   |
| 43                    | *Door, Bezel  | 74-31552-02     |                                    |                    |                   |
| 44                    | *Filter, Air  | 12-23034-05     |                                    |                    |                   |
| 45                    | *Mount, Cable Tie   | 90-08264-00     |                                    |                    |                   |
| 46                    | *Tie, Cable   | 90-07032-00     |                                    |                    |                   |
| 47                    | *Screw, Phi Pan Hd No.2-56 x 1.00<br>(replaces 90-08030-01) | 90-06007-01     | 00002                              |                    |                   |
| 48                    | *Nut, Hex No.2-56   | 90-06555-00     |                                    |                    |                   |
| 49                    | *Washer, Split Lock   | 90-06687-00     |                                    |                    |                   |
| 50                    | *Tie, Cable   | 90-07031-00     |                                    |                    |                   |
| 51                    | *Baffle Assembly  | 70-22912-01     |                                    |                    |                   |
| 52                    | *Pad, Foam  | 12-25961-01     |                                    |                    |                   |
| 53                    | *PANEL ASSEMBLY, CONSOLE DISTRIBUTION                       | 70-21700-01     |                                    |                    | 10                |
| 54                    | *Bumper, Door Stop  | 12-23079-02     |                                    |                    |                   |
| 55                    | *Plenum Assembly  | 70-23151-01     |                                    |                    |                   |
| 56                    | *Harness Assembly, Wire                                     | 17-00765-01     |                                    |                    |                   |
| 57                    | *Guard, Finger  | 70-23592-01     |                                    |                    |                   |
| 58                    | *Bracket, Housing   | 74-26802-02     |                                    |                    |                   |
| 59                    | *Card Edge (3 Pin)  | 12-17567-00     |                                    |                    |                   |
| 60                    | *Screw, Phi Pan Hd No.6-32 x 5/16                           | 90-09701-00     |                                    |                    |                   |
| 61                    | *HARNESS ASSEMBLY, BLOWER POWER<br>(deleted)                | 17-01133-01     | 855BA-Y<br>00005                   |                    |                   |
| 62                    | *Bus Bar, CPU Power Distribution                            | 17-01166-01     |                                    |                    |                   |
| 63                    | *Bus Bar Assembly, 5V Power<br>(replaces 17-01160-01)       | 17-01507-01     | 855BA-Y<br>00005                   |                    |                   |
| 64                    | *Plate, Insert  | 74-30607-02     |                                    |                    |                   |
| 65                    | *Washer, Flat   | 90-06668-00     |                                    |                    |                   |
| 66                    | *Screw, Phi Pan Hd No. 6-32 x 1/2<br>(replaces 90-07793-01) | 90-06025-01     | 00002                              |                    |                   |
| 67                    | *Plate, Insert (added)                                      | 74-30607-01     | 855BA-Y<br>00005                   |                    |                   |
|                       | HARNESS/CABLE (Not Shown)                                   |                 |                                    |                    |                   |
|                       | *Harness Assembly, Blower Power                             | 17-01130-01     |                                    |                    |                   |
|                       | *Harness Assembly, Wire                                     | 17-01144-01     |                                    |                    |                   |
|                       | *Harness Assembly, Wire                                     | 17-01145-01     |                                    |                    |                   |
|                       | *Harness Assembly, Wire                                     | 17-01210-01     |                                    |                    |                   |
|                       | *Harness Assembly, Wire                                     | 17-01178-01     |                                    |                    |                   |
|                       | *Harness Assembly, Wire                                     | 17-01179-01     |                                    |                    |                   |
|                       | *Harness Assembly, Wire                                     | 17-01180-01     |                                    |                    |                   |
|                       | *Harness Assembly, Wire 75 OHM (deleted)                    | 17-01225-01     | 00002                              |                    |                   |
|                       | *Cable Assembly, Flat                                       | 17-01219-01     |                                    |                    |                   |
|                       | *Cable Assembly (replaces 17-01131-01)                      | 17-01825-01     | 00001                              |                    |                   |
|                       | *Cable Assembly, CPU/MEM Jumper                             | 17-00652-01     |                                    |                    |                   |
|                       | *Cable Assembly, 55 OHM                                     | 17-00555-01     |                                    |                    |                   |
|                       | *Cable Assembly, 75 OHM                                     | 17-01172-01     |                                    |                    |                   |
|                       | *Cable Assembly, EMM Signal                                 | 17-01148-01     |                                    |                    |                   |



8500X-02D-BD

Figure 2A. Cabinet Subassembly (Sheet 1 of 4)

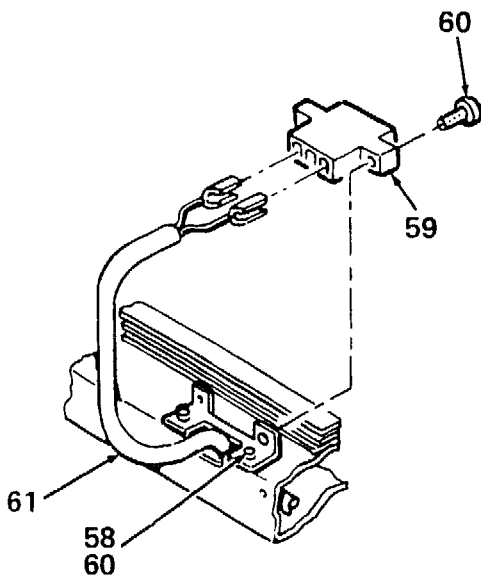
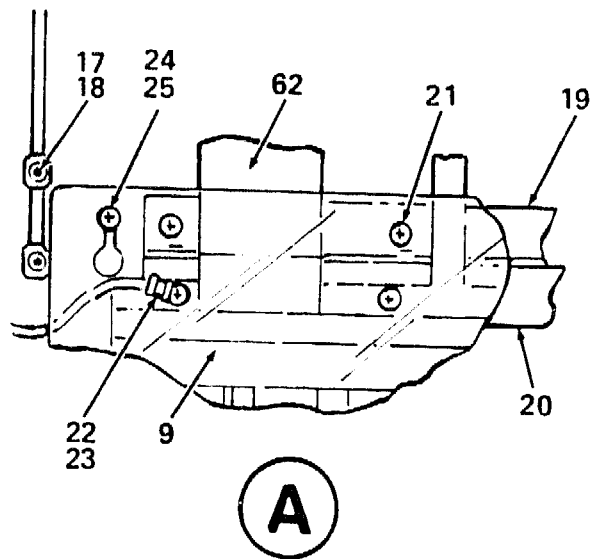
PARTS LIST



8500Y-02E-BD

Figure 2A. Cabinet Subassembly (Sheet 2 of 4)

# PARTS LIST



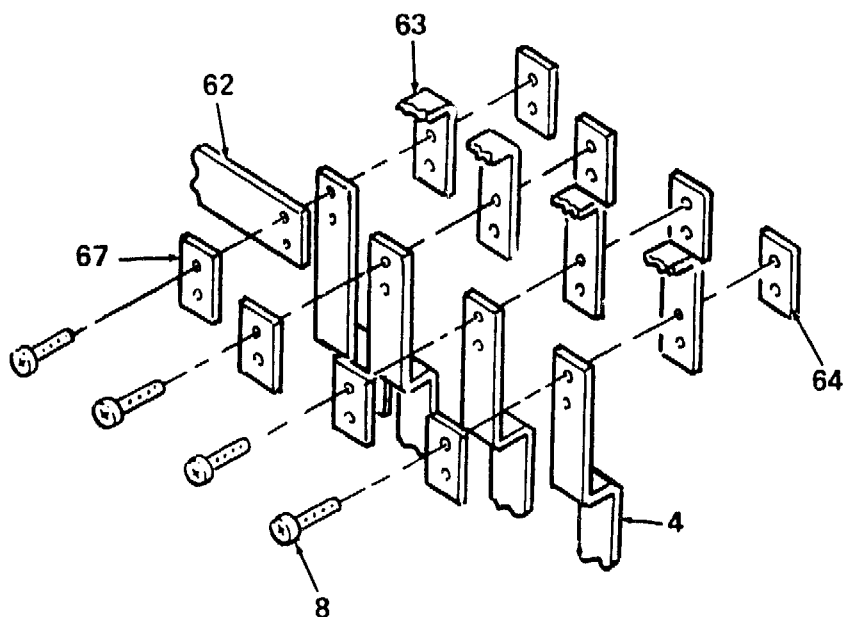
8500X-02F-BD

Figure 2A. Cabinet Subassembly (Sheet 3 of 4)

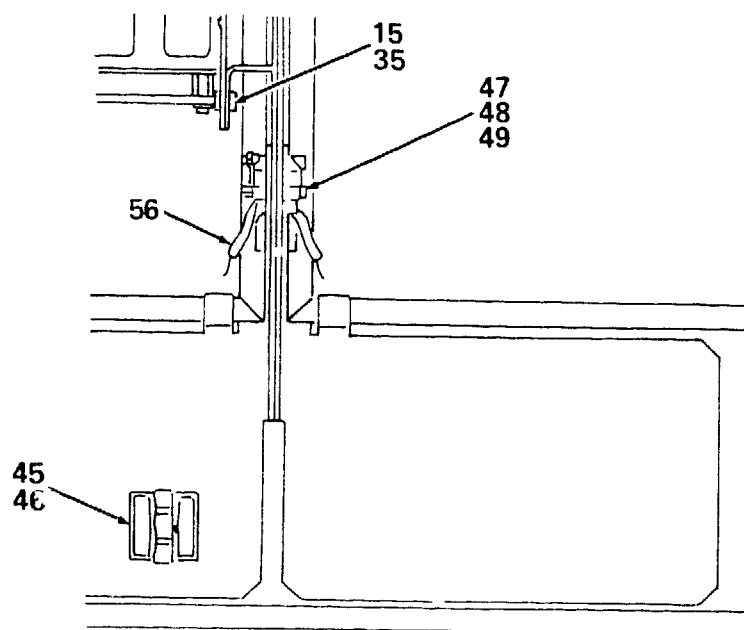
PARTS LIST



IPB-8500X



**C**



**D**

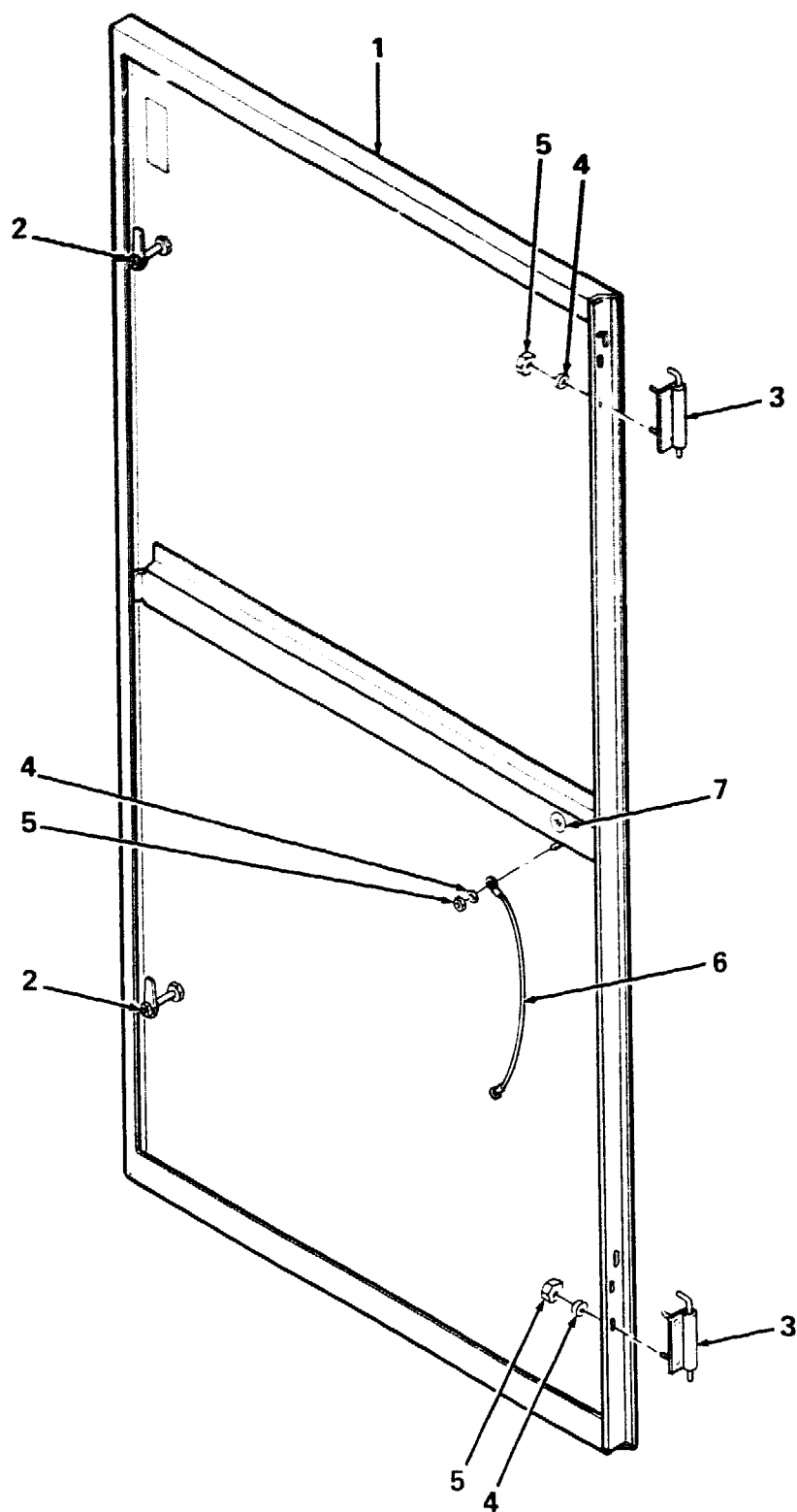
8500X-02G-BD

Figure 2A. Cabinet Subassembly (Sheet 4 of 4)

| FIG. &<br>ITEM<br>NO. | DESCRIPTION   | DEC<br>PART NO. | ECO<br>CUT-IN<br>70-23145<br>00000 | USED<br>ON<br>CODE | REF<br>FIG<br>NO. |
|-----------------------|---|-----------------|------------------------------------|--------------------|-------------------|
| 2A-                   | CABINET SUBASSEMBLY   | 70-23145-01     |                                    |                    | 1A                |
| 1                     | *HIGHBOY ASSEMBLY, SINGLE WIDTH<br>(replaces 70-22920-01)     | 70-22920-02     | 00002                              |                    | 7                 |
| 2                     | *Backplane Assembly, CPU                                      | 70-23098-01     |                                    |                    |                   |
| 3                     | *Screw, Self Tapping Phl No.6 x 1/2<br>(replaces 90-09800-18) | 90-09800-23     | 00002                              |                    |                   |
| 4                     | *Backplane Assembly, Memory<br>(replaces 70-23949-01)         | 70-24626-01     | 00002                              |                    |                   |
| 5                     | *Screw, Sems Phl Pan Hd No.8-32 x 3/8                         | 90-10174-02     |                                    |                    |                   |
| 6                     | *Backplane Assembly, Modular Power                            | 54-16709-02     |                                    |                    |                   |
| 7                     | *Washer, Flat   | 90-06656-00     |                                    |                    |                   |
| 8                     | *Screw, Sems Phl Pan Hd No.6-32 x 1/2                         | 90-00049-34     |                                    |                    |                   |
| 9                     | *Shield, Backplane  | 74-32070-01     |                                    |                    |                   |
| 10                    | *Nut, Kep No.10-32  | 90-06565-00     |                                    |                    |                   |
| 11                    | *Washer, Flat   | 90-06664-00     |                                    |                    |                   |
| 12                    | *Sensor, Air Flow W/LED                                       | 12-22805-02     |                                    |                    |                   |
| 13                    | *Screw, Flat Hd No.8-32 x 3/8                                 | 90-06037-02     |                                    |                    |                   |
| 14                    | *Thermistor, Temperature Mtg. Pkg.                            | 12-19526-01     |                                    |                    |                   |
| 15                    | *Screw, Sems Phl Pan Hd No.8-32 x 3/8                         | 90-10174-01     |                                    |                    |                   |
| 16                    | *Bracket, Sensor  | 74-30763-01     |                                    |                    |                   |
| 17                    | *Bracket, BI Cable  | 74-32891-01     |                                    |                    |                   |
| 18                    | *Screw, Phl Truss Hd No.8-32 x 3/8                            | 90-06037-03     |                                    |                    |                   |
| 19                    | *Bracket, CPU Bus(Top)  | 74-32745-01     |                                    |                    |                   |
| 20                    | *Bracket, CPU Bus(Bottom)                                     | 74-32746-01     |                                    |                    |                   |
| 21                    | *Screw, Sems Phl Pan Hd No.8-32 x 1/4                         | 90-09545-00     |                                    |                    |                   |
| 22                    | *Screw, Sems Phl Pan Hd No.8-32 x 1/2                         | 90-09545-01     |                                    |                    |                   |
| 23                    | *Harness Assembly, Wire                                       | 17-01081-01     |                                    |                    |                   |
| 24                    | *Standoff, Hex No.8-32  | 90-00001-34     |                                    |                    |                   |
| 25                    | *Screw, Phl Truss Hd No.8-32 x 5/8                            | 90-06040-03     |                                    |                    |                   |
| 26                    | *Washer, Flat (replaces 90-06659-00)                          | 90-10816-01     | 8556A-✓<br>00005                   |                    |                   |
| 27                    | *Screw, Shoulder  | 90-10639-01     |                                    |                    |                   |
| 28                    | *Plate Assembly, Mounting                                     | 70-23417-02     |                                    |                    |                   |
| 29                    | *Standoff, Hex No.10-32                                       | 90-00001-21     |                                    |                    |                   |
| 30                    | *Screw, Phl Truss Hd No.10-32 x 1/2                           | 90-09700-00     |                                    |                    |                   |
| 31                    | *Nut, U No.10-32  | 90-07786-00     |                                    |                    |                   |
| 32                    | *Grommet  | 12-25469-01     |                                    |                    |                   |
| 33                    | *Baffle, Side   | 74-31338-01     |                                    |                    |                   |
| 34                    | *Bracket, Support (SPC)                                       | 74-32223-01     |                                    |                    |                   |
| 35                    | *Washer, Flat   | 90-06662-00     |                                    |                    |                   |
| 36                    | *Controller, System Power                                     | 70-22873-01     |                                    |                    |                   |
| 37                    | *CONTROLLER, H7176 POWER                                      | H7176-A         |                                    |                    | 13                |
| 38                    | *Module, H7060 Control/Start-up Power                         | H7060-A         |                                    |                    |                   |
| 39                    | *Module, H7061 Interface Logic                                | H7061-A         |                                    |                    |                   |
| 40                    | *CAGE ASSEMBLY, CARD  | H9400-AF        |                                    |                    | 9                 |
| 41                    | *Screw, Phl Truss Hd No.10-32 X 1/2                           | 90-00049-04     |                                    |                    |                   |
| 42                    | *Door, CPU Bezel  | 74-31552-01     |                                    |                    |                   |
| 43                    | *Door, Bezel  | 74-31552-02     |                                    |                    |                   |
| 44                    | *Filter, Air  | 12-23034-05     |                                    |                    |                   |



| FIG. &<br>ITEM<br>NO. | DESCRIPTION  | DEC<br>PART NO. | ECO<br>CUT-IN<br>70-23145<br>00000 | USED<br>ON<br>CODE | REF<br>FIG<br>NO. |
|-----------------------|--|-----------------|------------------------------------|--------------------|-------------------|
| 2A                    |  |                 |                                    |                    |                   |
| 45                    | *Mount, Cable Tie  | 90-08264-00     |                                    |                    |                   |
| 46                    | *Tie, Cable  | 90-07032-00     |                                    |                    |                   |
| 47                    | *Screw, Phi Pan Hd No.2-56 x 1 3/8<br>(replaces 90-08030-01) | 90-06007-00     | 00002                              |                    |                   |
| 48                    | *Nut, Hex No.2-56  | 90-06555-00     |                                    |                    |                   |
| 49                    | *Washer, Split Lock  | 90-06687-00     |                                    |                    |                   |
| 50                    | *Tie, Cable  | 90-07031-00     |                                    |                    |                   |
| 51                    | *Baffle Assembly   | 70-22912-01     |                                    |                    |                   |
| 52                    | *Pad, Foam   | 12-25961-01     |                                    |                    |                   |
| 53                    | *PANEL ASSEMBLY, CONSOLE DISTRIBUTION                        | 70-21700-01     |                                    |                    | 10                |
| 54                    | *Bumper, Door Stop   | 12-23079-02     |                                    |                    |                   |
| 55                    | *Plenum Assembly   | 70-23151-01     |                                    |                    |                   |
| 56                    | *Harness Assembly, Wire                                      | 17-00765-01     |                                    |                    |                   |
| 57                    | *Guard, Finger   | 70-23592-01     |                                    |                    |                   |
| 58                    | *Bracket, Housing  | 74-26802-02     |                                    |                    |                   |
| 59                    | *Card Edge (3 Pin)   | 12-17567-00     |                                    |                    |                   |
| 60                    | *Screw, Phi Pan Hd No.6-32 x 5/16                            | 90-09701-00     |                                    |                    |                   |
| 61                    | *HARNESS ASSEMBLY, BLOWER POWER<br>(deleted)                 | 17-01130-01     | 855BA-Y<br>00005                   |                    | 11                |
| 62                    | *Bus Bar, CPU Power Distribution                             | 17-01166-01     |                                    |                    |                   |
| 63                    | *Bus Bar Assembly, 5V Power<br>(replaces 17-01160-01)        | 17-01507-01     | 855BA-Y<br>00005                   |                    |                   |
| 64                    | *Plate, Insert   | 74-30607-02     |                                    |                    |                   |
| 65                    | *Washer, Flat  | 90-06668-00     |                                    |                    |                   |
| 66                    | *Screw, Phi Pan Hd No. 6-32 x 1/2<br>(replaces 90-07793-01)  | 90-05025-01     | 00002                              |                    |                   |
| 67                    | *Plate, Strap (added)  | 74-30607-01     | 855BA-Y<br>00005                   |                    |                   |
|                       | HARNESS/CABLE (Not Shown)                                    |                 |                                    |                    |                   |
|                       | *Harness Assembly, Wire (deleted)                            | 17-01133-01     | 855BA-Y<br>00005                   |                    |                   |
|                       | *Harness Assembly, Wire 75 Ohm (deleted)                     | 17-01225-01     | 00002                              |                    |                   |
|                       | *Harness Assembly, Wire                                      | 17-01144-01     |                                    |                    |                   |
|                       | *Harness Assembly, Wire                                      | 17-01145-01     |                                    |                    |                   |
|                       | *Harness Assembly, Wire                                      | 17-01210-01     |                                    |                    |                   |
|                       | *Harness Assembly, Wire                                      | 17-01178-01     |                                    |                    |                   |
|                       | *Harness Assembly, Wire                                      | 17-01179-01     |                                    |                    |                   |
|                       | *Harness Assembly, Wire                                      | 17-01180-01     |                                    |                    |                   |
|                       | *Cable Assembly, (replaces 17-01131-01)                      | 17-01825-01     | 00003                              |                    |                   |
|                       | *Cable Assembly, Flat  | 17-01219-01     |                                    |                    |                   |
|                       | *Cable Assembly, Jumper CPU/MEM                              | 17-00652-01     |                                    |                    |                   |
|                       | *Cable Assembly, 55 Ohm                                      | 17-00555-01     |                                    |                    |                   |
|                       | *Cable Assembly, 75 Ohm                                      | 17-01172-01     |                                    |                    |                   |
|                       | *Cable Assembly, EMM Signal                                  | 17-01148-01     |                                    |                    |                   |



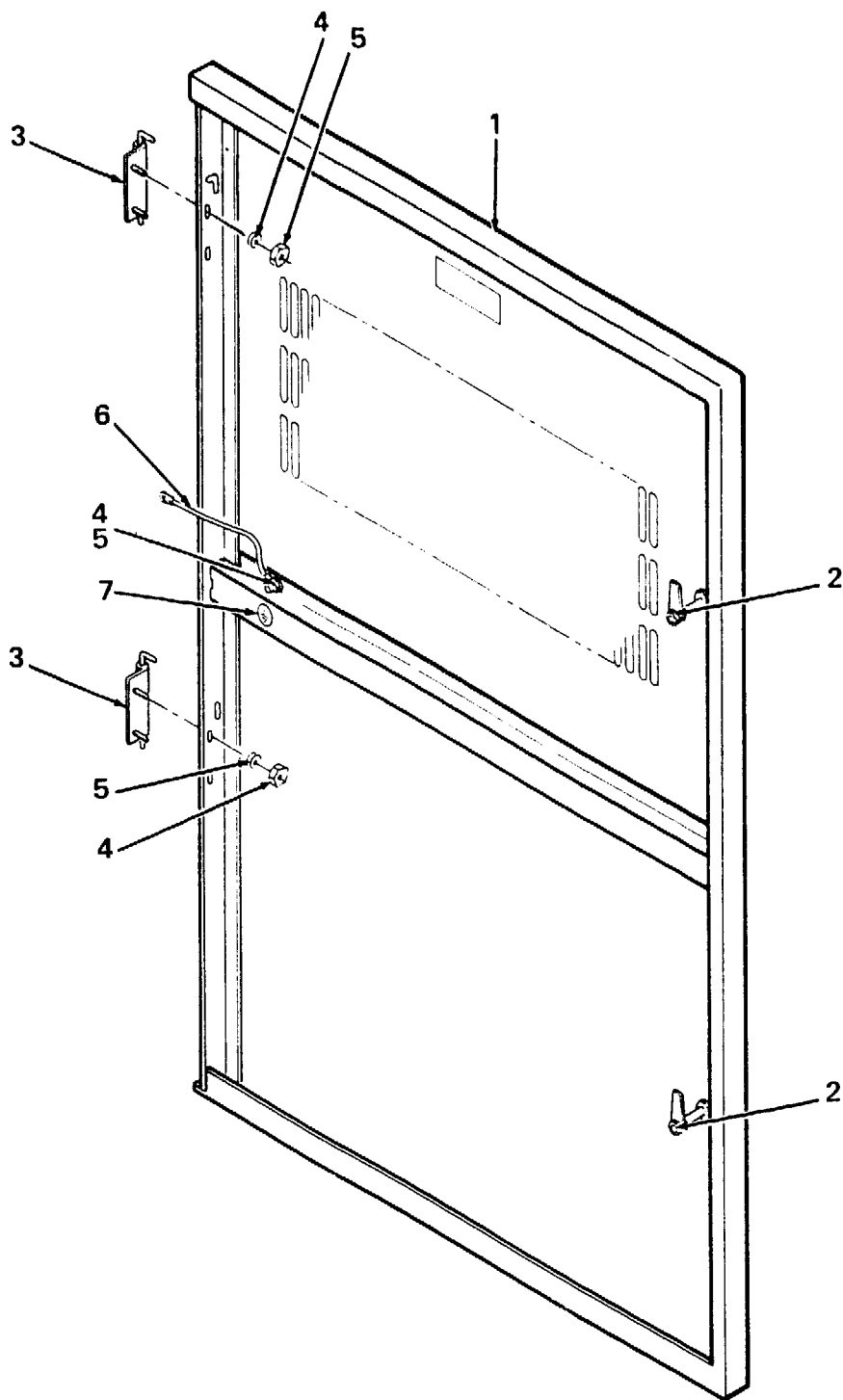
8500X-03-BD

Figure 3. Door Assembly, Front

PARTS LIST



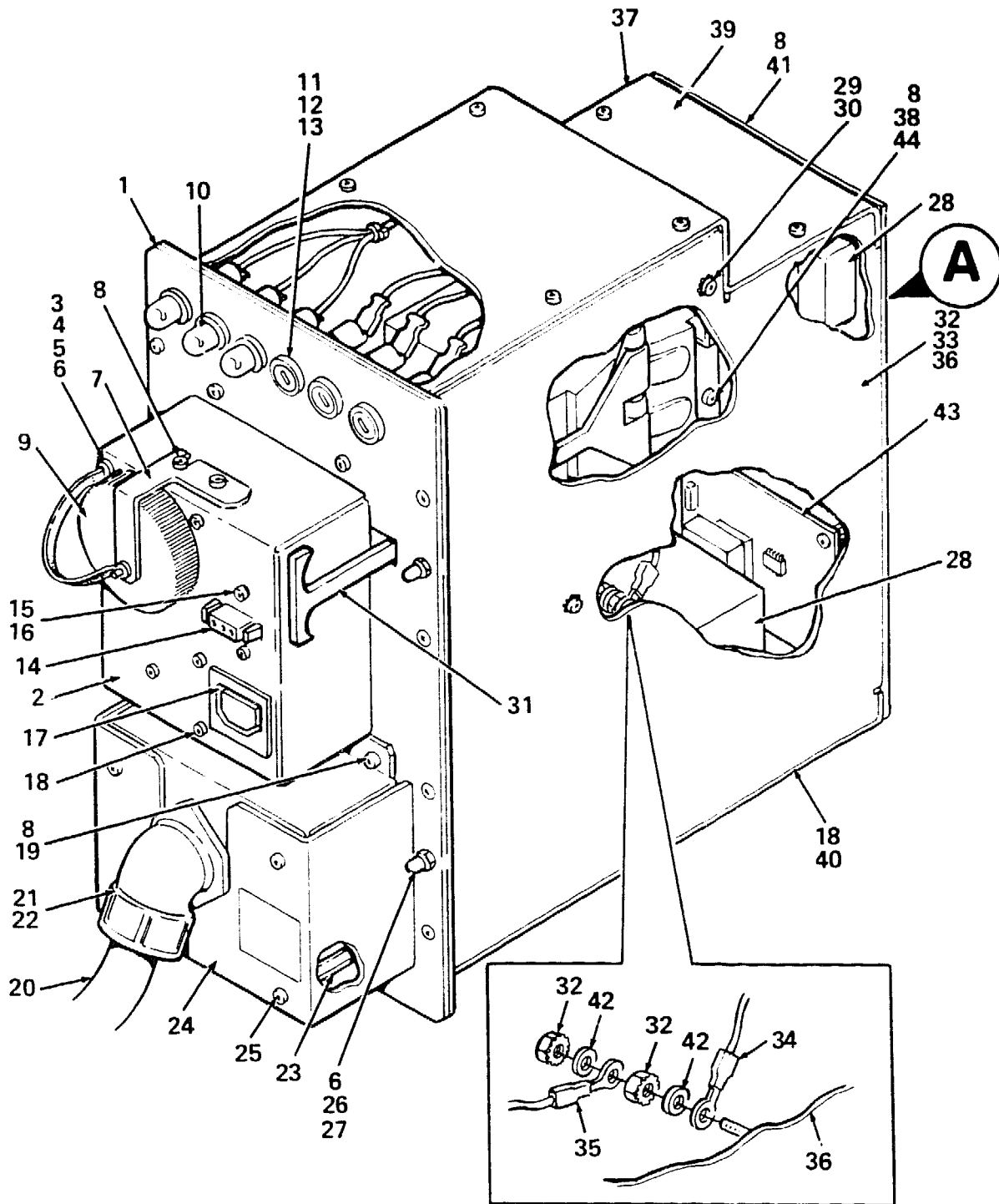
| FIG.&<br>ITEM<br>NO. | DESCRIPTION           | DEC<br>PART NO. <sup>A</sup> | ECO<br>CUT-IN<br>70-22901<br>00000 | USED<br>ON<br>CODE | REF<br>FIG<br>NO. |
|----------------------|-----------------------|------------------------------|------------------------------------|--------------------|-------------------|
| 3-                   | DOOR ASSEMBLY, FRONT  | 70-22901-01                  |                                    |                    | 1,1A              |
| 1                    | *Weldment, Front Door | 70-22902-01                  |                                    |                    |                   |
| 2                    | *Latch, Offset        | 12-24095-01                  |                                    |                    |                   |
| 3                    | *Hinge Assembly (LH)  | 12-20203-01                  |                                    |                    |                   |
| 4                    | *Washer, Flat         | 90-06664-00                  |                                    |                    |                   |
| 5                    | *Nut, Kep No.10-32    | 90-06565-00                  |                                    |                    |                   |
| 6                    | *Ground Strap         | 12-13756-07                  |                                    |                    |                   |
| 7                    | *Label, "Ground"      | 36-13272-00                  |                                    |                    |                   |



8500X-04-BD

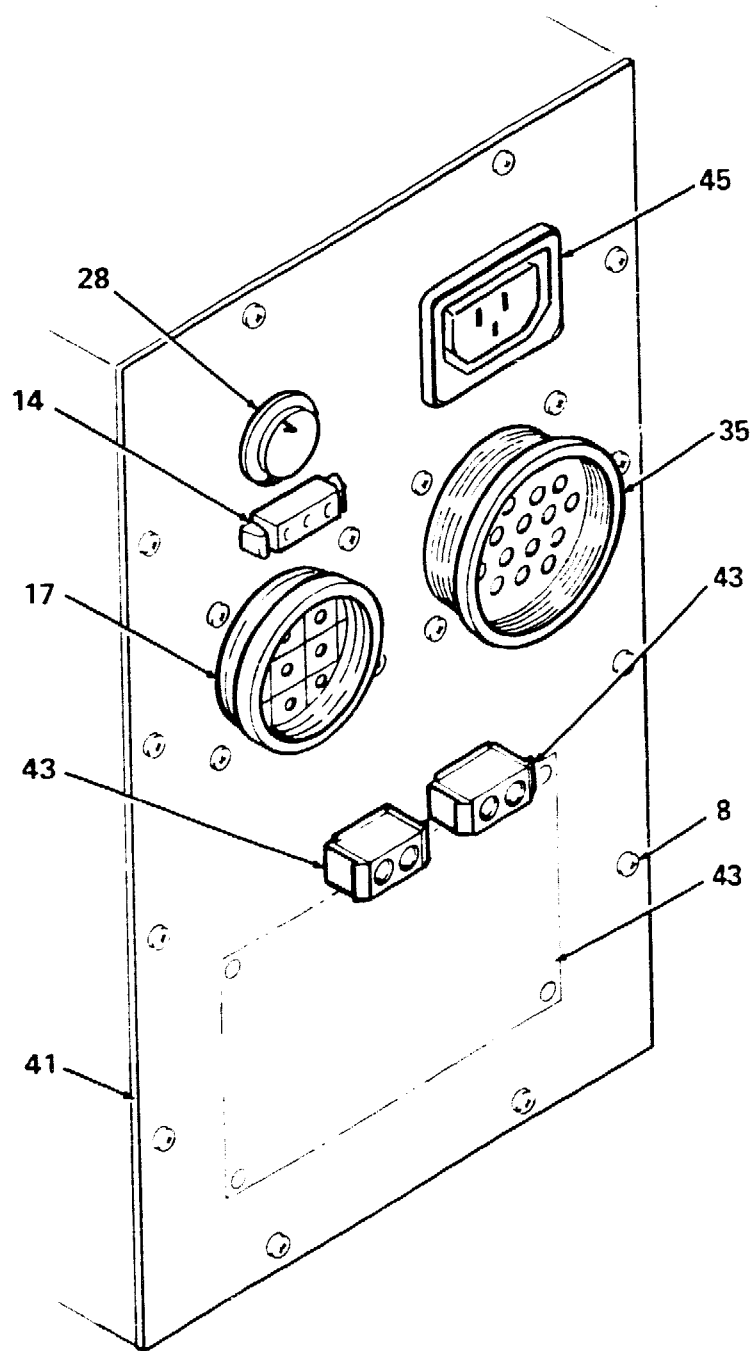
Figure 4. Door Assembly, Rear

| FIG. &<br>ITEM<br>NO. | DESCRIPTION          | DEC<br>PART NO. | <sup>B</sup><br>ECO<br>CUT-IN<br>70-22899<br>00000 | USED<br>ON<br>CODE | REF<br>FIG<br>NO. |
|-----------------------|----------------------|-----------------|--|--------------------|-------------------|
| 4-                    | DOOR ASSEMBLY, REAR  | 70-22899-01     |  |                    | 1,1A              |
| 1                     | *Weldment, Rear Door | 70-22900-01     |  |                    |                   |
| 2                     | *Latch, Offset       | 12-24095-01     |  |                    |                   |
| 3                     | *Hinge Assembly (RH) | 12-20203-02     |  |                    |                   |
| 4                     | *Washer, Flat        | 90-06664-00     |  |                    |                   |
| 5                     | *Nut, Kep No.10-32   | 90-06565-00     |  |                    |                   |
| 6                     | *Ground Strap        | 12-13756-07     |  |                    |                   |
| 7                     | *Label, "Ground"     | 36-13272-00     |  |                    |                   |



8500X-05-BD

Figure 5. Bcx Assembly, Power Input (120V) (Sheet 1 of 2)



**A**

8500X-05A-BD

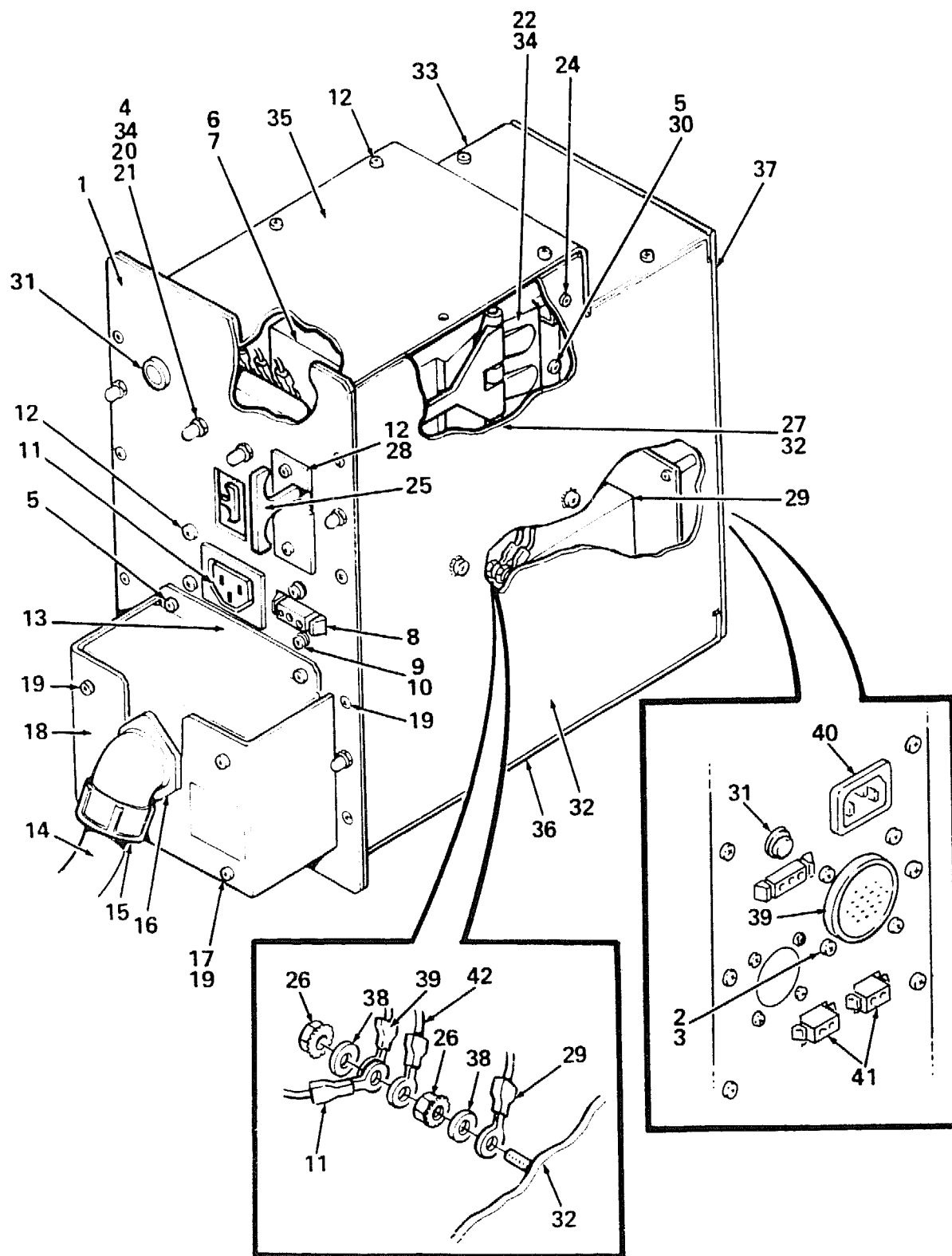
Figure 5. Box Assembly, Power Input (120V) (Sheet 2 of 2)

**PARTS LIST**

| FIG. &<br>ITEM<br>NO. | DESCRIPTION  | DEC<br>PART NO. | ECO<br>CUT-IN<br>H405-A<br>00000 | USED<br>ON<br>CODE | REF<br>FIG<br>NO. |
|-----------------------|--|-----------------|----------------------------------|--------------------|-------------------|
| 5-                    | BOX ASSEMBLY. POWER INPUT (120V)                                 | H405-A          |                                  | AC                 | 1,1A              |
| 1                     | *Panel, Front  | 74-32354-01     |                                  |                    |                   |
| 2                     | *Extender, Housing   | 74-32778-01     |                                  |                    |                   |
| 3                     | *Screw, Phl Pan Hd No. 6-32 x 7/16                               | 90-06023-01     |                                  |                    |                   |
| 4                     | *Nut, Kep No.6-32  | 90-10586-02     |                                  |                    |                   |
| 5                     | *Cap Assembly  | 12-16734-00     |                                  |                    |                   |
| 6                     | *Washer, Flat  | 90-06659-00     |                                  |                    |                   |
| 7                     | *Bracket, Cap Retainer   | 74-33074-01     |                                  |                    |                   |
| 8                     | *Screw, Phl Pan Hd No.6-32 x 3/8                                 | 90-09984-00     |                                  |                    |                   |
| 9                     | *Connector, 7 Pin  | 12-11537-00     |                                  |                    |                   |
| 10                    | *Lamp, Devices Pilot (replaces 12-05303-00)                      | 12-05303-01     | 00002                            |                    |                   |
| 11                    | *Holder, Fuse  | 12-21126-C1     |                                  |                    |                   |
| 12                    | *Fuse, Slo Blo 1A  | 90-07212-00     |                                  |                    |                   |
| 13                    | *Carrier, Fuse   | 12-21126-03     |                                  |                    |                   |
| 14                    | *Filter Assembly, Line (replaces 12-21258-02)                    | 12-23555-03     | 00001                            |                    |                   |
| 15                    | *Washer, Internal Tooth Lock                                     | 90-06632-00     |                                  |                    |                   |
| 16                    | *Screw, Phl Pan Hd No. 4-40 x 3/8                                | 90-06011-01     |                                  |                    |                   |
| 17                    | *Filter Assembly, Line   | 12-26355-01     |                                  |                    |                   |
| 18                    | *Screw, Phl Pan Hd No. 6-32 x 1/4                                | 90-10174-00     |                                  |                    |                   |
| 19                    | *Bracket, Line Cord  | 74-32257-01     |                                  |                    |                   |
| 20                    | *Cord Assembly, Power  | 17-01294-01     |                                  |                    |                   |
| 21                    | *Relief, Strain (replaces 12-14574-03)                           | 12-14574-02     | 00001                            |                    |                   |
| 22                    | *Nut, Lock   | 90-09309-01     |                                  |                    |                   |
| 23                    | *Standoff, No.6-32 x 5/16  | 90-00001-38     |                                  |                    |                   |
| 24                    | *Cover, Terminal   | 74-32258-01     |                                  |                    |                   |
| 25                    | *Screw, Phl Pan Hd No. 6-32 x 5/16                               | 90-10155-00     |                                  |                    |                   |
| 26                    | *Washer, Split Lock No. 6  | 90-07801-00     |                                  |                    |                   |
| 27                    | *Nut, Cap No. 6-32   | 90-10439-01     |                                  |                    |                   |
| 28                    | *Circuit Breaker, 6.0A 250V (added)                              | 12-19912-01     | 00002                            |                    |                   |
| 29                    | *Washer, External Tooth Lock No. 6                               | 90-08270-00     |                                  |                    |                   |
| 30                    | *Screw, Phl Flat Hd No. 6-32 x 5/16<br>(replaces 90-08404-02)    | 90-00039-24     | 00002                            |                    |                   |
| 31                    | *Rod, Actuator   | 74-32259-01     |                                  |                    |                   |
| 32                    | *Nut, Kep No. 10-32  | 90-06565-00     |                                  |                    |                   |
| 33                    | *Washer, Flat  | 90-09273-01     |                                  |                    |                   |
| 34                    | *Filter, Line 120/208V, 12 A, 50/60Hz                            | 12-25185-01     |                                  |                    |                   |
| 35                    | *Cable Assembly, Bulkhead Box Internal<br>(replaces 17-01182-01) | 17-01565-01     | 00002                            |                    |                   |
| 36                    | *Panel, RH Side  | 74-32252-01     |                                  |                    |                   |
| 37                    | *Panel, LH Side  | 74-32252-02     |                                  |                    |                   |
| 38                    | *Bracket, Breaker Mounting                                       | 74-32256-01     |                                  |                    |                   |
| 39                    | *Cover, Top  | 74-32254-01     |                                  |                    |                   |



| FIG. &<br>ITEM<br>NO. | DESCRIPTION  | DEC<br>PART NO. | ECO<br>CUT-IN<br>H405-A<br>00000 | USED<br>ON<br>CODE | REF<br>FIG<br>NO. |
|-----------------------|--|-----------------|----------------------------------|--------------------|-------------------|
| 5-                    |  |                 |                                  |                    |                   |
| 40                    | *Cover, Bottom   | 74-32255-01     |                                  |                    |                   |
| 41                    | *Panel, Rear (replaces 74-32251-01)                    | 74-34822-01     | 00002                            |                    |                   |
| 42                    | *Washer, Flat  | 90-06664-00     |                                  |                    |                   |
| 43                    | *Module, Isolation (54-18456-01)                       | 20-28124-01     |                                  |                    |                   |
| 44                    | *Circuit Breaker, 20.0A 240V<br>(replaces 12-25471-01) | 12-25471-02     | 00002                            |                    |                   |
| 45                    | *Connector, Power RCPT (250V 6A)(added)                | 12-14157-06     | 00002                            |                    |                   |
|                       | LABELS (Not Shown)                                     |                 |                                  |                    |                   |
|                       | *Label, "Fuse Warning"                                 | 36-26214-01     |                                  |                    |                   |
|                       | *Label, "Bulkhead"                                     | 36-26181-01     |                                  |                    |                   |
|                       | *Label, "Serial/Power Rating"                          | 36-26211-04     |                                  |                    |                   |
|                       | HARNESSES/JUMPERS (Not Shown)                          |                 |                                  |                    |                   |
|                       | *Harness Assembly, Wire (added)                        | 17-01339-01     | 00002                            |                    |                   |
|                       | *Harness Assembly, Wire                                | 17-01334-01     |                                  |                    |                   |
|                       | *Cable Assembly, Jumper                                | 17-01333-01     |                                  |                    |                   |
|                       | *Cable Assembly, Jumper                                | 17-01333-02     |                                  |                    |                   |

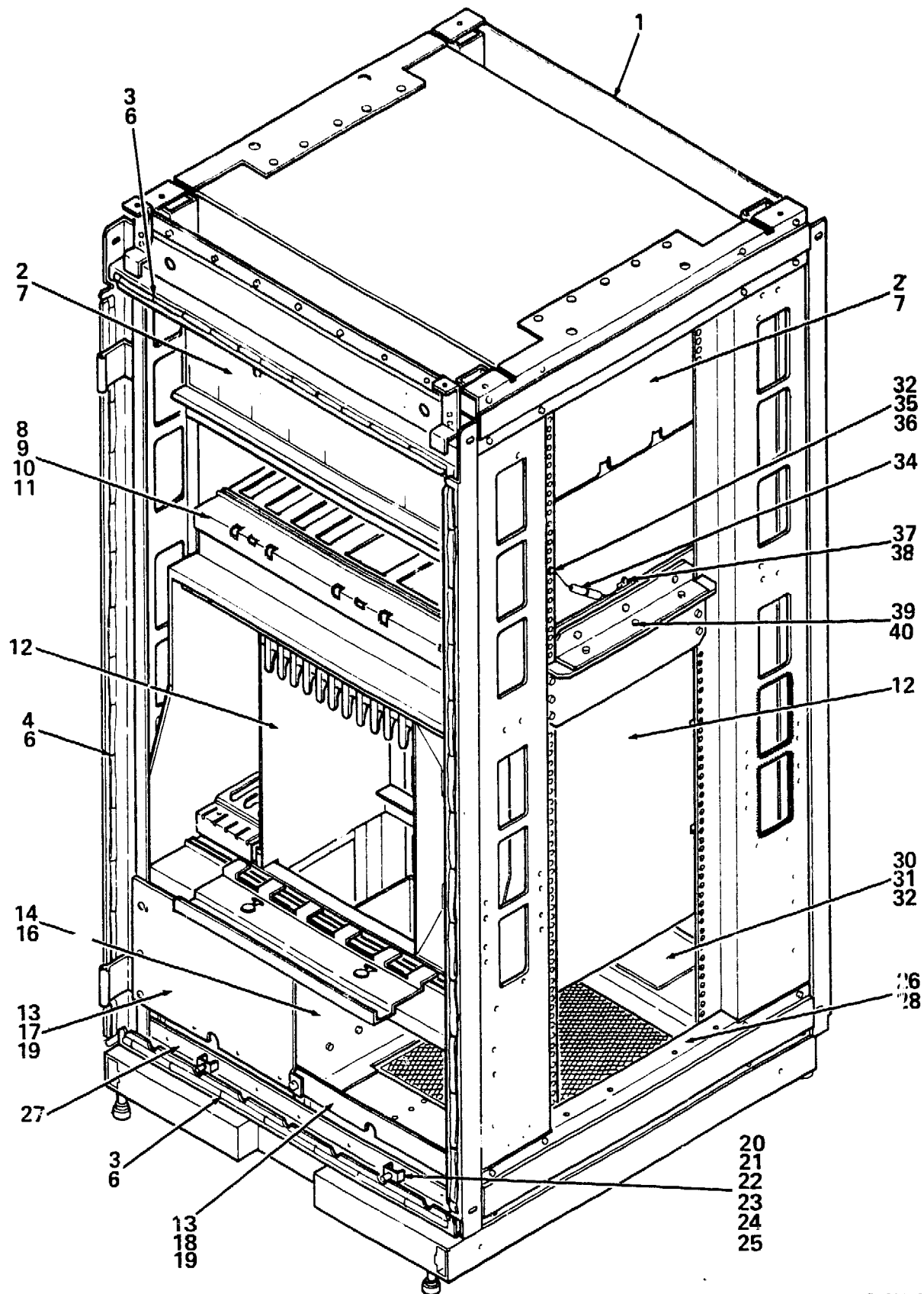


8500X-06-BD

Figure 6. Box Assembly, Input Power (240V) Non-Domestic

| FIG. &<br>ITEM<br>NO. | DESCRIPTION  | DEC<br>PART NO. | ECO<br>CUT-IN<br>H405-B<br>00000 | USED<br>ON<br>CODE | REF<br>FIG<br>NO. |
|-----------------------|--|-----------------|----------------------------------|--------------------|-------------------|
| 6-                    | BOX ASSEMBLY. POWER INPUT (240V)   | H405-B          |                                  | BD                 | 1.1A              |
| 1                     | *Panel, Front  | 74-32250-01     |                                  |                    |                   |
| 2                     | *Screw, Phi Pan Hd No. 6-32 x 7/16   | 90-06023-01     |                                  |                    |                   |
| 3                     | *Nut, Kep No. 6-32   | 90-10586-02     |                                  |                    |                   |
| 4                     | *Washer, Flat  | 90-06659-00     |                                  |                    |                   |
| 5                     | *Screw, Phi Pan Hd No. 6-32 x 3/8  | 90-09984-00     |                                  |                    |                   |
| 6                     | *Fuse Block, 30A   | 12-25633-01     |                                  |                    |                   |
| 7                     | *Fuse, 30A. 600V   | 12-22573-02     |                                  |                    |                   |
| 8                     | *Filter, Power Bus   | 12-23555-03     |                                  |                    |                   |
| 9                     | *Washer, Internal Tooth Lock   | 90-06632-00     |                                  |                    |                   |
| 10                    | *Screw, Phi Pan Hd No. 6-32 x 3/8  | 90-06011-01     |                                  |                    |                   |
| 11                    | *Filter Assembly, Line   | 12-26355-02     |                                  |                    |                   |
| 12                    | *Screw, Phi Pan Hd No. 6-32 x 1/4  | 90-10174-00     |                                  |                    |                   |
| 13                    | *Bracket, Line Cord  | 74-32257-01     |                                  |                    |                   |
| 14                    | *Harness Assembly, 5 Conductor 15'<br>Unshielded Power   | 17-01295-01     |                                  |                    |                   |
| 15                    | *Relief, Strain (replaces 12-14574-05)   | 12-14574-03     | 00002                            |                    |                   |
| 16                    | *Nut, Lock   | 90-09309-01     |                                  |                    |                   |
| 17                    | *Standoff, No. 6-32 x 5/16   | 90-00001-38     |                                  |                    |                   |
| 18                    | *Cover, Terminal   | 74-32258-01     |                                  |                    |                   |
| 19                    | *Screw, Phi Pan Hd No. 6-32 x 5/16   | 90-10155-00     |                                  |                    |                   |
| 20                    | *Washer, Split Lock No. 6  | 90-07801-00     |                                  |                    |                   |
| 21                    | *Nut, Cap No. 6-32 x 5/16  | 90-10439-01     |                                  |                    |                   |
| 22                    | *Circuit Breaker, 11.0A, 480V<br>(replaces 12-25550-01)  | 12-25550-02     | 00001                            |                    |                   |
| 23                    | *Washer, External Tooth Lock No. 6 (deleted)   | 90-08270-00     | 00002                            |                    |                   |
| 24                    | *Screw, Mach Phi Flat Hd No. 6-32 x 5/16<br>(replaces 90-08404-02)                                       | 90-00039-24     | 00001                            |                    |                   |
| 25                    | *Rod, Actuator   | 74-32259-01     |                                  |                    |                   |
| 26                    | *Nut, Kep No. 10-32  | 90-06565-00     |                                  |                    |                   |
| 27                    | *Retaining Ring  | 90-09273-01     |                                  |                    |                   |
| 28                    | *Cover, Actuator   | 74-32674-01     |                                  |                    |                   |
| 29                    | *Filter, Power Line 9A   | 12-26306-01     |                                  |                    |                   |
| 30                    | *Bracket, Breaker Mounting   | 74-32256-01     |                                  |                    |                   |
| 31                    | *Circuit Breaker, 6.0A 250V  | 12-19912-01     |                                  |                    |                   |
| 32                    | *Panel, RH Side  | 74-32252-01     |                                  |                    |                   |
| 33                    | *Panel, LH Side  | 74-32252-02     |                                  |                    |                   |
| 34                    | *Screw, Mach Phi Truss Hd No. 6-32 x 3/8<br>(replaces 90-06024-03)                                       | 90-06022-01     | 00004                            |                    |                   |
| 35                    | *Cover, Top  | 74-32254-01     |                                  |                    |                   |
| 36                    | *Cover, Bottom   | 74-32255-01     |                                  |                    |                   |
| 37                    | *Panel, Rear (replaces 74-32251-01)  | 74-34822-01     | 00001                            |                    |                   |
| 38                    | *Washer, Flat  | 90-06668-00     |                                  |                    |                   |
| 39                    | *Harness Assembly, w/One 19 Position<br>Connector (J2) and Four Ring Terminals<br>(replaces 17-01240-01) | 17-01591-01     | 00002                            |                    |                   |

| FIG.&<br>ITEM<br>NO. | DESCRIPTION  | DEC<br>PART NO. | ECO<br>CUT-IN<br>H405-B<br>00000 | USED<br>ON<br>CODE | REF<br>FIG<br>NO. |
|----------------------|--|-----------------|----------------------------------|--------------------|-------------------|
| 6-                   |  |                 |                                  |                    |                   |
| 40                   | *Connector, 3 Position Power Recepticle (added)          | 12-14157-06     | 00001                            |                    |                   |
| 41                   | *Module, Isolation (added)                               | 20-28124-01     | 00001                            |                    |                   |
| 42                   | *Jumper Assembly, 600V Power Grnd/Chassis<br>(added)     | 17-01592-01     | 00001                            |                    |                   |
|                      | HARNESS/JUMPER/CABLE TIES (Not Shown)                    |                 |                                  |                    |                   |
|                      | *Harness Assembly, Wire                                  | 17-01339-01     |                                  |                    |                   |
|                      | *Cable Assembly, Jumper (Red) (FB to CBI)                | 17-01366-01     |                                  |                    |                   |
|                      | *Cable Assembly, Jumper (Yellow) (FB to CBI)             | 17-01366-02     |                                  |                    |                   |
|                      | *Cable Assembly, Jumper (Brown) (FB to CBI)              | 17-01366-03     |                                  |                    |                   |
|                      | *Cable Assembly, Jumper (300V)<br>(replaces 17-01353-01) | 17-01590-01     | 00001                            |                    |                   |
|                      | *Jumper Assembly (added)                                 | 17-01573-01     | 00001                            |                    |                   |
|                      | *Harness Assembly, Internal Neutral (added)              | 17-01572-01     | 00001                            |                    |                   |
|                      | *Tie, Cable Bundle                                       | 90-07032-00     |                                  |                    |                   |
|                      | LABELS (Not Shown)                                       |                 |                                  |                    |                   |
|                      | *Label, "Bulkhead"                                       | 36-26181-02     |                                  |                    |                   |
|                      | *Label, "Fuse Warning"                                   | 36-26213-01     |                                  |                    |                   |
|                      | *Label, "Serial/Power Rating, Non-Domestic"              | 36-26211-05     |                                  |                    |                   |
|                      | *Label, "Serial/Power Rating" (Ireland)                  | 36-26211-06     |                                  |                    |                   |



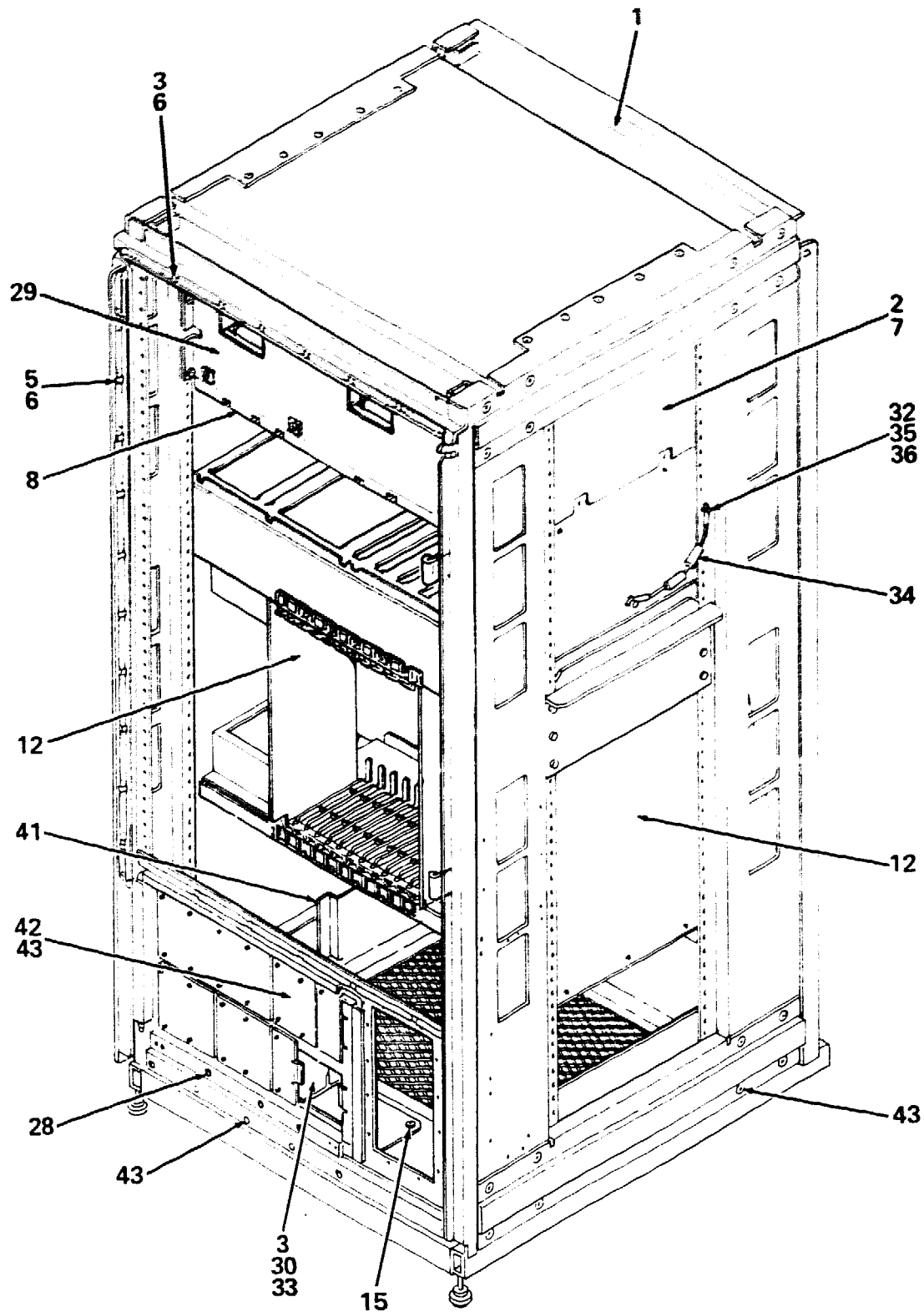
8500X-07-BD

Figure 7. Highboy Assembly, Single Width (Sheet 1 of 2)

# PARTS LIST



IPB-8500X



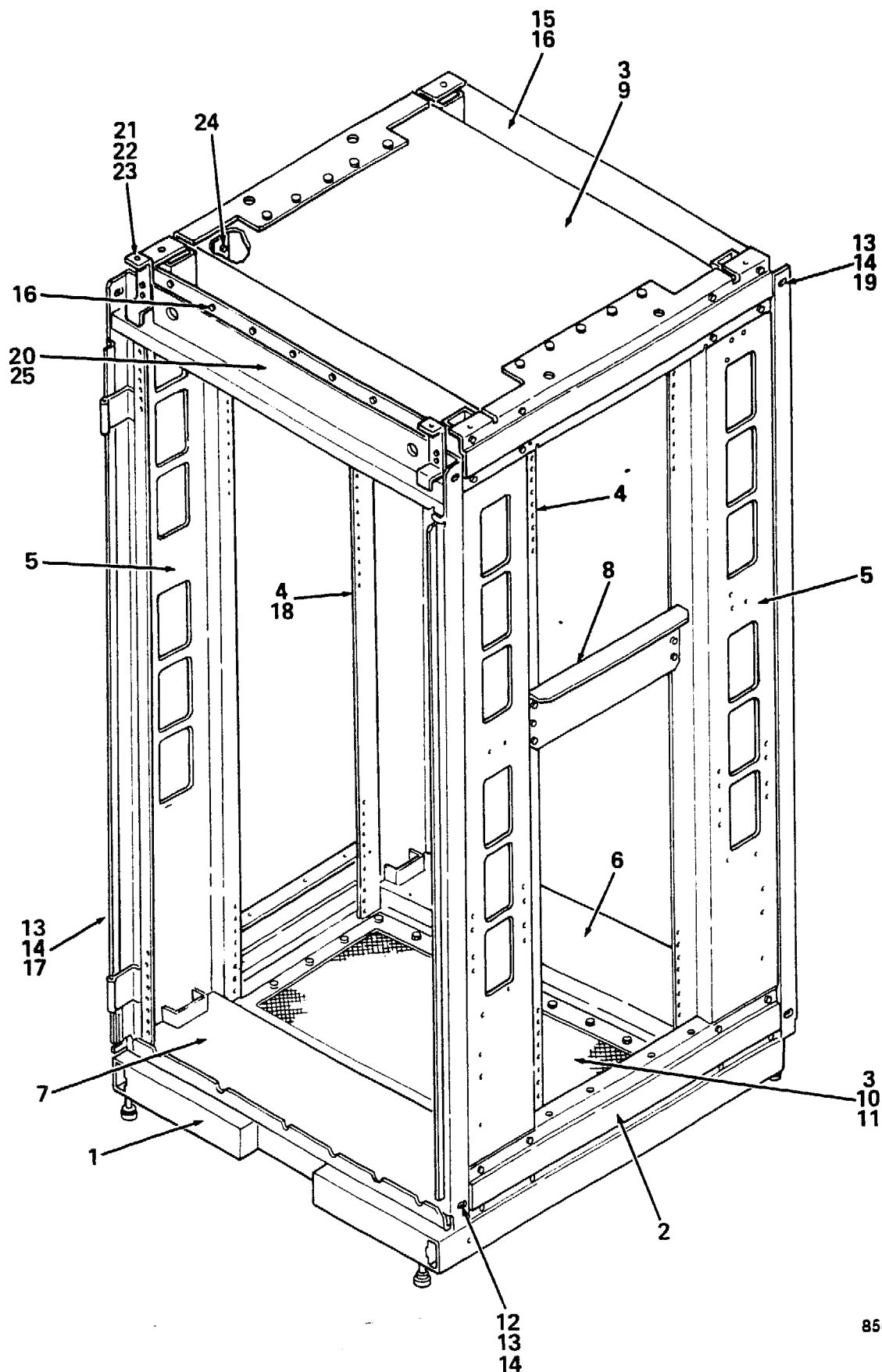
8500X-07A-BD

Figure 7. Highboy Assembly, Single Width (Sheet 2 of 2)

| FIG.&<br>ITEM<br>NO. | DESCRIPTION  | DEC<br>PART NO. | ECO<br>CUT-IN<br>70-22920<br>00000 | USED<br>ON<br>CODE | REF<br>FIG<br>NO. |
|----------------------|--|-----------------|------------------------------------|--------------------|-------------------|
| 7-                   | HIGHBOY ASSEMBLY, SINGLE WIDTH<br>(replaces 70-22920-01)       | 70-22920-02     | 00001                              |                    | 2.2A              |
| 1                    | *FRAME ASSEMBLY, SINGLE  | 70-22895-01     |                                    |                    | 8                 |
| 2                    | *Mover Assembly, Air   | 70-22460-01     |                                    |                    |                   |
| 3                    | *Gasket Assembly   | 70-19605-11     |                                    |                    |                   |
| 4                    | *Gasket Assembly   | 70-19605-23     |                                    |                    |                   |
| 5                    | *Gasket Assembly   | 70-19605-19     |                                    |                    |                   |
| 6                    | *Clip, Nylon   | 12-21535-01     |                                    |                    |                   |
| 7                    | *Rivet   | 90-10413-03     |                                    |                    |                   |
| 8                    | *Cage Assembly, Card MPS                                       | 70-23072-01     |                                    |                    |                   |
| 9                    | *Screw, Phl Pan Hd No.6-32 x 1/2                               | 90-06024-01     |                                    |                    |                   |
| 10                   | *Washer, Flat No.6   | 90-06653-00     |                                    |                    |                   |
| 11                   | *Nut, Well No.6-32   | 90-10115-00     |                                    |                    |                   |
| 12                   | *CAGE ASSEMBLY, LOGIC<br>(replaces 70-22913-01)                | 70-22913-02     | 00001                              |                    | 12                |
| 13                   | *Retainer, U-Nut No.10-32                                      | 90-07786-00     |                                    |                    |                   |
| 14                   | *Support Assembly, Central                                     | 70-23071-01     |                                    |                    |                   |
| 15                   | *Screw, Phl Flat Hd No.10-32 x 1/4                             | 90-08007-02     |                                    |                    |                   |
| 16                   | *Screw, Phl Pan Hd No.1/4-20 x 3/8                             | 90-06055-01     |                                    |                    |                   |
| 17                   | *Panel, Large Cover  | 74-32092-01     |                                    |                    |                   |
| 18                   | *Panel, Small Cover  | 74-32091-01     |                                    |                    |                   |
| 19                   | *Screw, Sems Truss Hd No.10-32 x 5/8<br>(replaces 90-09700-00) | 90-00063-41     | 00003                              |                    |                   |
| 20                   | *Bracket, Filter   | 74-33100-01     |                                    |                    |                   |
| 21                   | *Screw, Phl Pan Hd No.10-32 x 1-1/2                            | 90-06079-01     |                                    |                    |                   |
| 22                   | *Washer, External Tooth Lock                                   | 90-07651-00     |                                    |                    |                   |
| 23                   | *Washer, Flat (replaces 90-10164-00)                           | 90-06662-00     | 00002                              |                    |                   |
| 24                   | *Spring, Compression   | 12-26354-01     |                                    |                    |                   |
| 25                   | *Spacer  | 90-00034-10     |                                    |                    |                   |
| 26                   | *Bracket, LH Filter Slide                                      | 74-31117-01     |                                    |                    |                   |
| 27                   | *Bracket, RH Filter Slide                                      | 74-31117-02     |                                    |                    |                   |
| 28                   | *Rivet   | 90-00030-21     |                                    |                    |                   |
| 29                   | *Blower, Forward Curved  | 12-24625-01     |                                    |                    |                   |
| 30                   | *Support, Left Transformer                                     | 74-31998-01     |                                    |                    |                   |
| 31                   | *Guide, Pin  | 74-32231-01     |                                    |                    |                   |
| 32                   | *Nut, Kep No.10-32   | 90-06565-00     |                                    |                    |                   |
| 33                   | *Screw, Phl Pan Hd No.10-32 x 5/8                              | 90-06074-01     |                                    |                    |                   |
| 34                   | *Cable Assembly, Ground Jumper                                 | 17-01176-01     |                                    |                    |                   |
| 35                   | *Screw, Sems Pan Hd No.10-32 x 3/8                             | 90-09228-10     |                                    |                    |                   |
| 36                   | *Washer, Flat No.10  | 90-06664-00     |                                    |                    |                   |
| 37                   | *Screw, Hex Washer Hd No.8-32 x 5/16                           | 90-09682-00     |                                    |                    |                   |
| 38                   | *Washer, External Tooth Lock No.1                              | 90-08151-00     |                                    |                    |                   |
| 39                   | *Screw, Hex Hd No.1/4-20 x 1/2                                 | 90-06241-09     |                                    |                    |                   |

| FIG. &<br>ITEM<br>NO. | DESCRIPTION                  | DEC<br>PART NO. | ECO<br>CUT-IN<br>70-22920<br>00000 | USED<br>ON<br>CODE | REF<br>FIG<br>NO. |
|-----------------------|------------------------------|-----------------|------------------------------------|--------------------|-------------------|
| 7-                    |                              |                 |                                    |                    |                   |
| 40                    | *Washer, Split Lock          | 90-07797-00     |                                    |                    |                   |
| 41                    | *Spacer, Transformer Bracket | 74-32268-01     |                                    |                    |                   |
| 42                    | *Bulkhead Assembly           | 70-22464-01     |                                    |                    |                   |
| 43                    | *Rivet                       | 90-09241-00     |                                    |                    |                   |
|                       | LABEL (Not Shown)            |                 |                                    |                    |                   |
|                       | *Label, "CPU Logic "         | 36-25676-01     |                                    |                    |                   |

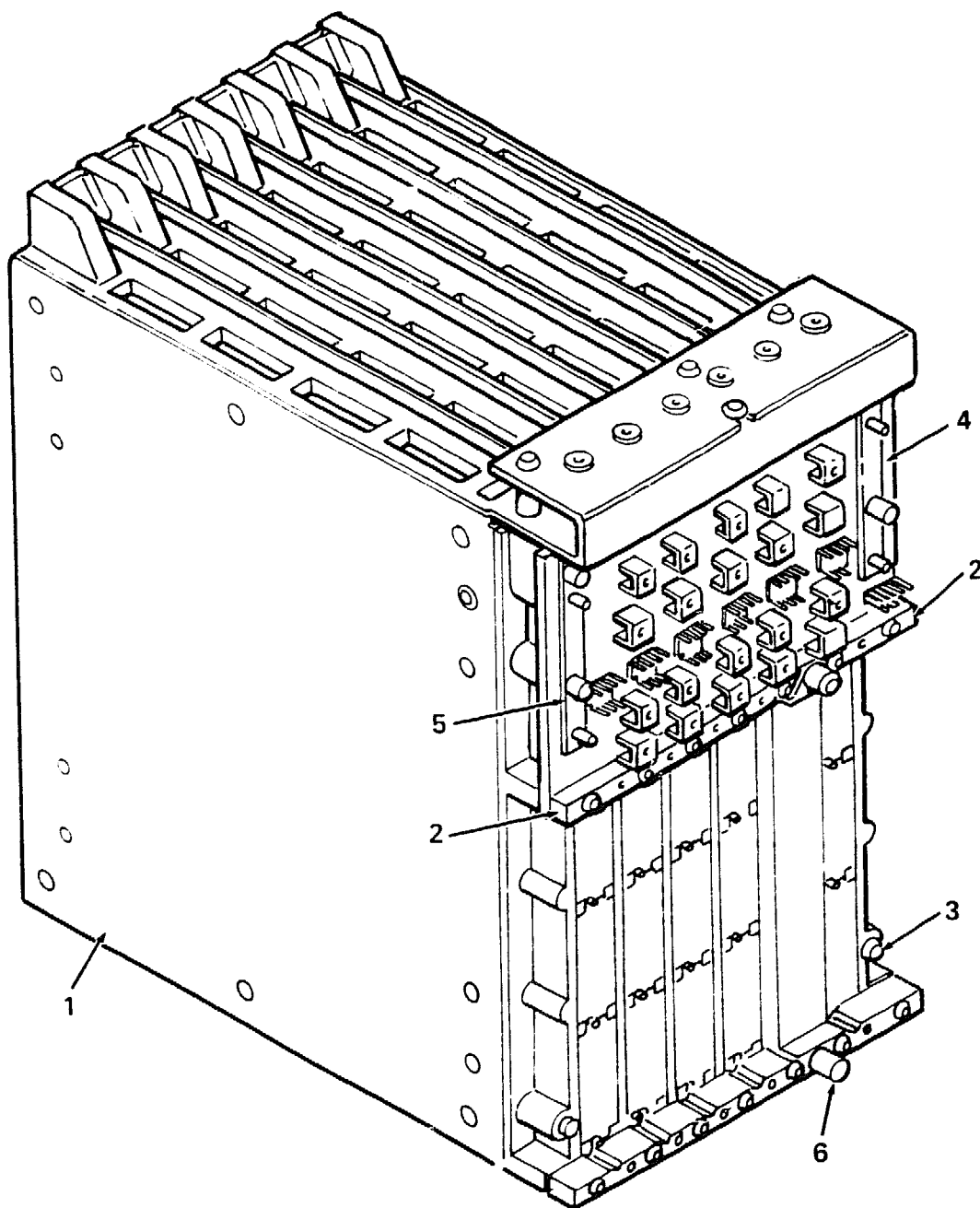




8500X-08-BD

Figure 8. Frame Assembly, Single

| FIG.&<br>ITEM<br>NO. | DESCRIPTION                         | DEC<br>PART NO. | B<br>ECO<br>CUT-IN<br>70-22895<br>00000 | USED<br>ON<br>CODE | REF<br>FIG<br>NO. |
|----------------------|-------------------------------------|-----------------|---|--------------------|-------------------|
| 8-                   | FRAME ASSEMBLY, SINGLE              | 70-22895-01     |   |                    | 7                 |
| 1                    | *Support Assembly, Single Width     | 70-18889-00     |   |                    |                   |
| 2                    | *Rail, Lateral                      | 74-26060-00     |   |                    |                   |
| 3                    | *Rivet                              | 90-00030-21     |   |                    |                   |
| 4                    | *Rail, RH Double Vertical           | 74-26084-00     |   |                    |                   |
| 5                    | *Rail, LH Double Vertical           | 74-26084-01     |   |                    |                   |
| 6                    | *Rail, Single Horizontal            | 70-18901-00     |   |                    |                   |
| 7                    | *Rail, Single Bottom Horizontal     | 70-18892-00     |   |                    |                   |
| 8                    | *Bracket, Cage Frame Mounting       | 74-30798-01     |   |                    |                   |
| 9                    | *Rail, Single Horizontal            | 70-18891-00     |   |                    |                   |
| 10                   | *Screen, Single Bottom              | 74-26078-00     |   |                    |                   |
| 11                   | *Screw, Sems Hex Hd No.1/4-20 x 1/2 | 90-09988-00     |   |                    |                   |
| 12                   | *Seal, Front Single Angle           | 74-26402-01     |   |                    |                   |
| 13                   | *Screw, Hex Hd No.1/4-20 x 1/2      | 90-06241-09     |   |                    |                   |
| 14                   | *Nut, Kep No.1/4-20                 | 90-08203-00     |   |                    |                   |
| 15                   | *Bracket, Rear Seal                 | 74-26400-01     |   |                    |                   |
| 16                   | *Rivet (replaces 90-10003-01)       | 90-10030-21     | 00001                                   |                    |                   |
| 17                   | *Seal, Front Angle                  | 70-19145-00     |   |                    |                   |
| 18                   | *Seal, Rear Angle                   | 70-19581-03     |   |                    |                   |
| 19                   | *Seal, Rear                         | 74-26638-02     |   |                    |                   |
| 20                   | *Shield, Console                    | 74-26639-01     |   |                    |                   |
| 21                   | *Bracket, Control Panel Mounting    | 74-27145-01     |   |                    |                   |
| 22                   | *Plate, Nut                         | 74-28105-01     |   |                    |                   |
| 23                   | *Screw, Sems Hex Hd No.10-32 x 1/2  | 90-09988-05     |   |                    |                   |
| 24                   | *Clip, Snap-in                      | 90-10221-02     |   |                    |                   |
| 25                   | *Rivet (added)                      | 90-10359-02     | 00001                                   |                    |                   |

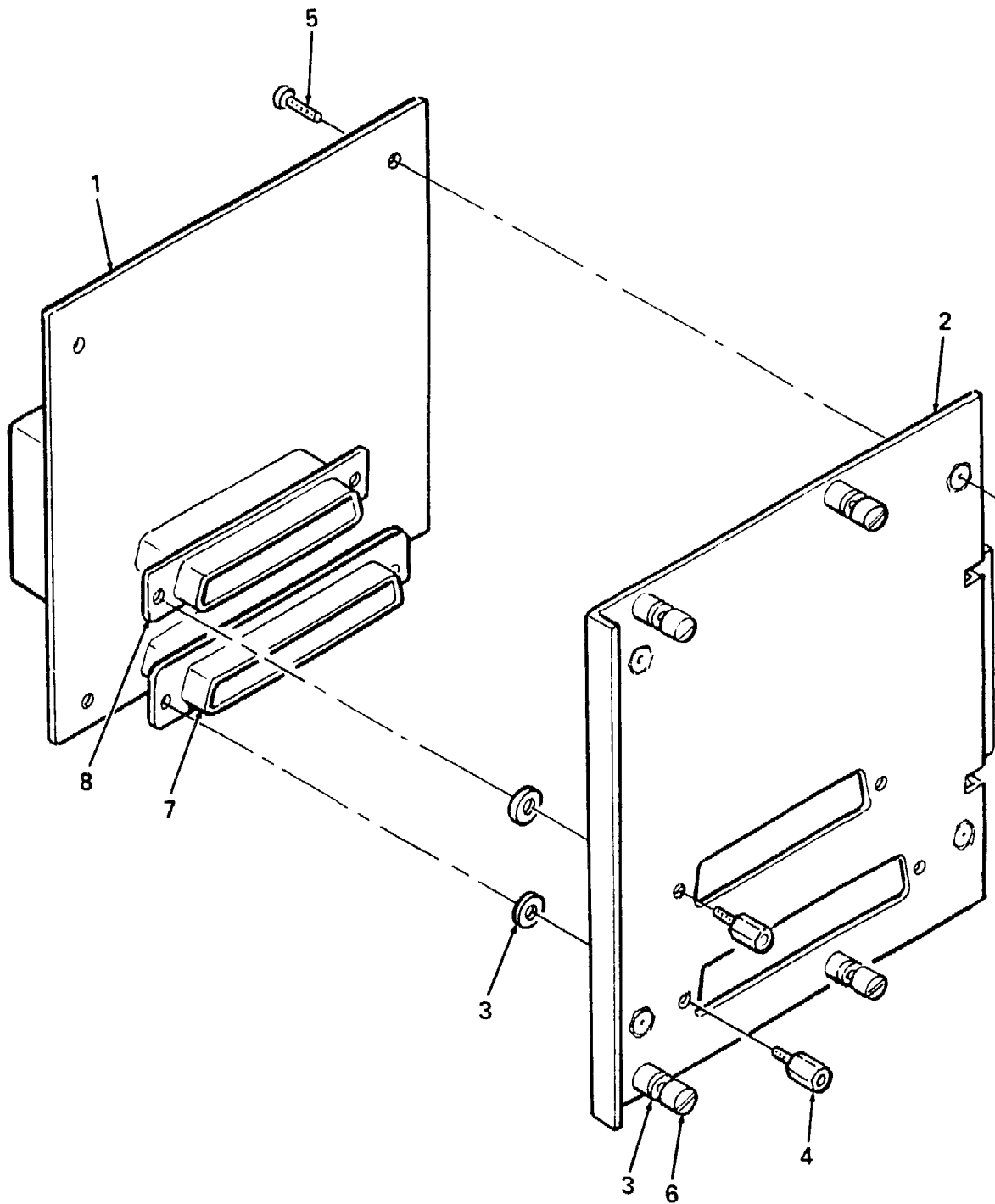


8500X-09-BD

Figure 9. Cage Assembly, Card

PARTS LIST

| FIG.&<br>ITEM<br>NO. | DESCRIPTION   | DEC<br>PART NO. | F<br>ECO<br>CUT-IN<br>H9400<br>00003 | USED<br>ON<br>CODE | REF<br>FIG<br>NO. |
|----------------------|---|-----------------|--------------------------------------|--------------------|-------------------|
| 9-                   | CAGE ASSEMBLY, CARD   | H9400-AF        |                                      |                    | 2.2A              |
| 1                    | *Cage Assembly, Card  | 70-22105-01     |                                      |                    |                   |
| 2                    | *Backplane Assembly   | 70-21473-01     |                                      |                    |                   |
| 3                    | *Screw, Phl Pan Hd No.6-32 x 1.00                             | 90-06028-01     |                                      |                    |                   |
| 4                    | *Terminator-BI, GOM Clock+Signal                              | 20-24487-01     |                                      |                    |                   |
| 5                    | *Terminator-BI, GIF Signal                                    | 20-24486-01     |                                      |                    |                   |
| 6                    | *Connector Assembly, I/O Transition<br>(replaces 70-22128-01) | 12-22246-01     | 00005                                |                    |                   |

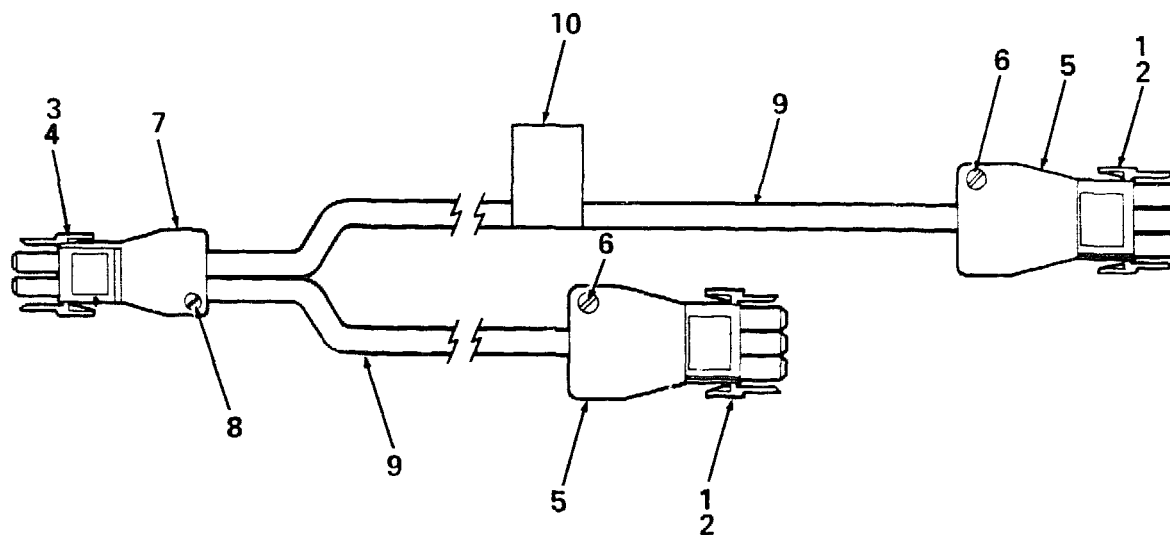


8500X-10-BD

Figure 10. Panel Assembly, Console Distribution

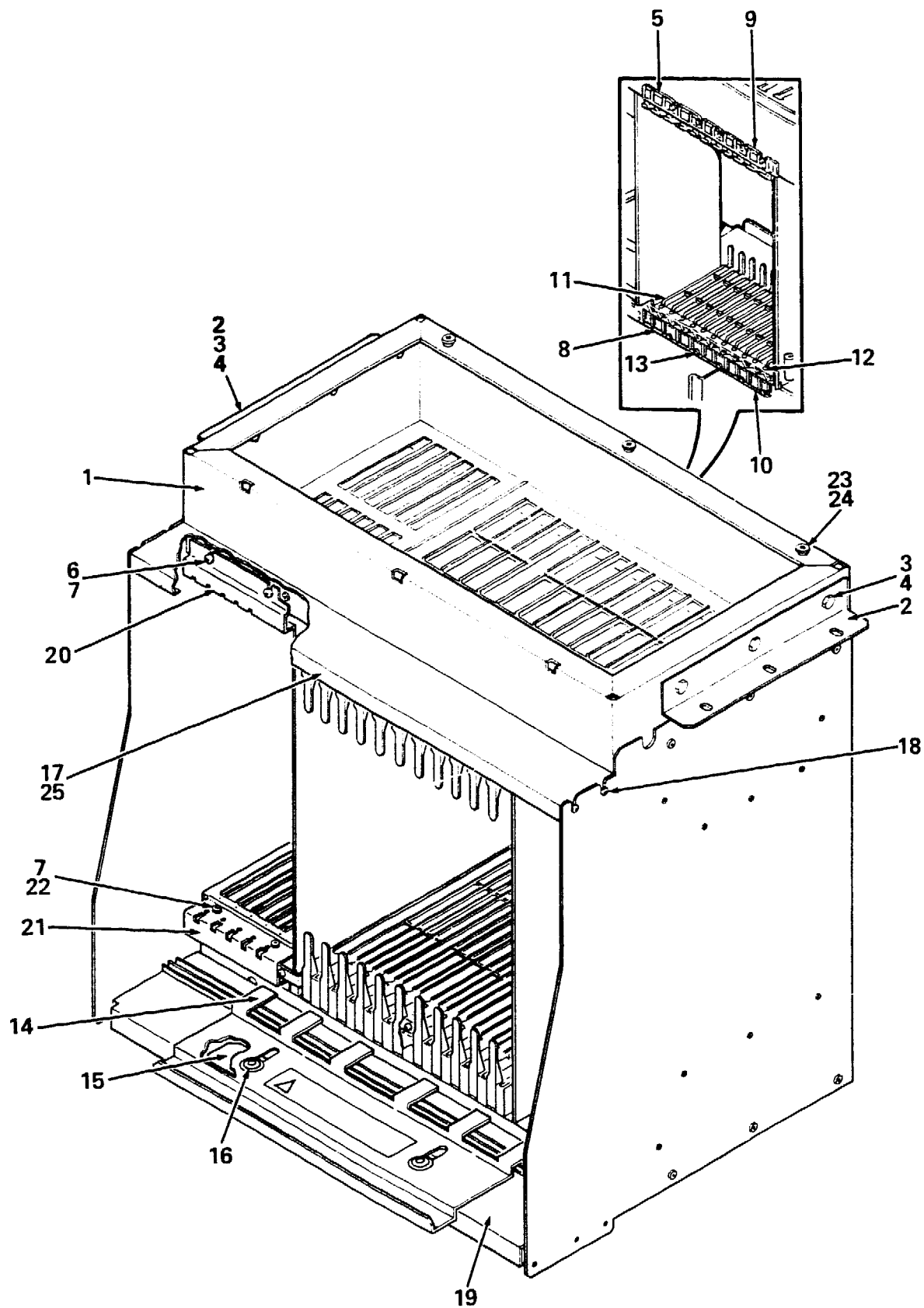
| FIG.&<br>ITEM<br>NO. | DESCRIPTION                             | DEC<br>PART NO. | ECO<br>CUT-IN<br>70-21700<br>00001 | USED<br>ON<br>CODE | REF<br>FIG<br>NO. |
|----------------------|---|-----------------|------------------------------------|--------------------|-------------------|
| 10-                  | PANEL ASSEMBLY, CONSOLE DISTRIBUTION    | 70-21700-01     |                                    |                    | 2.2A              |
| 1                    | *Module, Console Distribution Connector | 54-16817-01     |                                    |                    |                   |
| 2                    | *Panel                                  | 74-26404-15     |                                    |                    |                   |
| 3                    | *Washer, Flat                           | 90-08172-00     |                                    |                    |                   |
| 4                    | *Screw, Lock No.4-40 x 3/8              | 90-08451-08     |                                    |                    |                   |
| 5                    | *Screw, Sems Phi Pan Hd No.4-40 x 5/16  | 90-09643-03     |                                    |                    |                   |
| 6                    | *Screw, Captive No.4-40                 | 12-19534-01     |                                    |                    |                   |
| 7                    | *Connector, Type D (added)              | 12-21155-01     | 00002                              |                    |                   |
| 8                    | *Connector, Type D 25 pin (added)       | 12-25007-01     | 00002                              |                    |                   |
|                      | LABEL (Not Shown)                       |                 |                                    |                    |                   |
|                      | *Label, "Serial" (replaces 36-22147-01) | 36-22147-06     | 00002                              |                    |                   |

| FIG.&<br>ITEM<br>NO. | DESCRIPTION                                 | DEC<br>PART NO. | ECO<br>CUT-IN<br>17-01130<br>00001 | USED<br>ON<br>CODE | REF<br>FIG<br>NO. |
|----------------------|---|-----------------|------------------------------------|--------------------|-------------------|
| 11-                  | HARNESS ASSEMBLY, BLOWER POWER<br>(deleted) | 17-01130-01     | 70-23145<br>00005                  |                    | 2, 2A             |
| 1                    | *Connector, (P1,P2) #3 Pin Mate-N-Lok       | 12-12167-00     |                                    |                    |                   |
| 2                    | *Terminal, (P1,P2) Pin Contact              | 12-12169-00     |                                    |                    |                   |
| 3                    | *Connector, (P5)6 Pin Mate-N-Lok            | 12-12167-06     |                                    |                    |                   |
| 4                    | *Terminal, (P5) Socket Contact              | 12-12170-01     |                                    |                    |                   |
| 5                    | *Strain Relief                              | 12-24788-01     |                                    |                    |                   |
| 6                    | *Screw, Phl Pan Hd No.6-32 x 1/4            | 90-00062-10     |                                    |                    |                   |
| 7                    | *Strain Relief                              | 12-24788-02     |                                    |                    |                   |
| 8                    | *Screw, Phl Pan Hd No.6-32 x 5/8            | 90-00062-16     |                                    |                    |                   |
| 9                    | *Cord, Power                                | 17-00045-00     |                                    |                    |                   |
| 10                   | *Label                                      | 36-16073-00     |                                    |                    |                   |



8500X-11-BD

Figure 11. Harness Assembly, Power Blower (deleted)



8500X-12-BD

Figure 12. Cage Assembly, Logic

# PARTS LIST



IPB-8500X

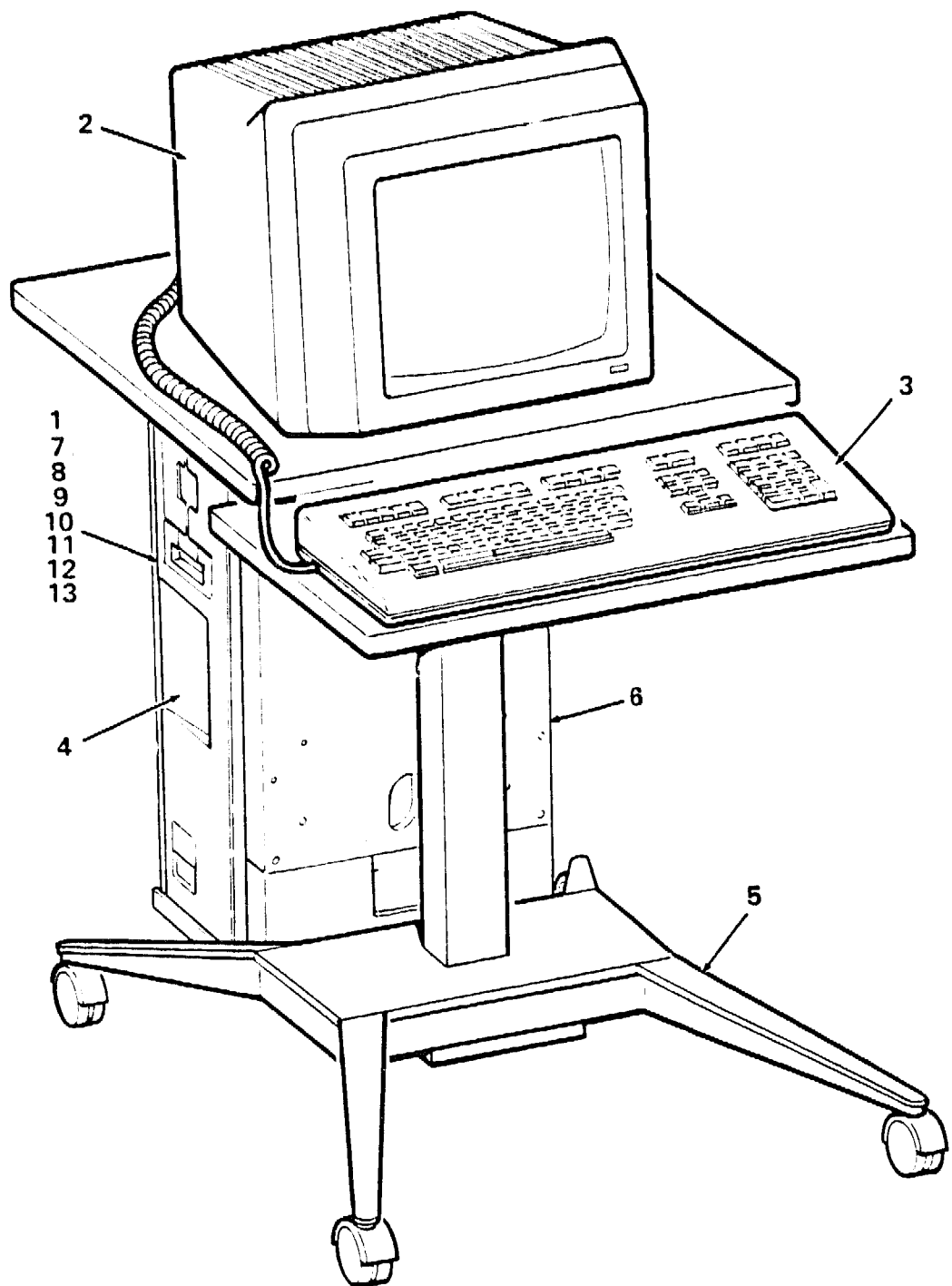


| FIG.&<br>ITEM<br>NO. | DESCRIPTION  | DEC<br>PART NO. <sup>C</sup> | ECO<br>CUT-IN<br>70-22913<br>00000 | USED<br>ON<br>CODE | REF<br>FIG<br>NO. |
|----------------------|--|------------------------------|------------------------------------|--------------------|-------------------|
| 12-                  | CAGE ASSEMBLY, LOGIC<br>(replaces 70-22913-01)                   | 70-22913-02                  | 00001                              |                    | 7                 |
| 1                    | *Frame Assembly, Card Cage                                       | 70-23109-01                  |                                    |                    |                   |
| 2                    | *Bracket, Logic Cage Mounting                                    | 74-32224-01                  |                                    |                    |                   |
| 3                    | *Washer, Split Lock No.1/4                                       | 90-07797-00                  |                                    |                    |                   |
| 4                    | *Screw, Hex Hd No.1/4-20 x 5/8                                   | 90-06242-09                  |                                    |                    |                   |
| 5                    | *Guide Assembly, Card (RH)                                       | 70-21619-01                  |                                    |                    |                   |
| 6                    | *Screw, Sems Phi Hd No.8-32 x 1/2                                | 90-09545-01                  |                                    |                    |                   |
| 7                    | *Washer, Flat No.8   | 90-06660-00                  |                                    |                    |                   |
| 8                    | *Guide Assembly, Card (LH)                                       | 70-21619-02                  |                                    |                    |                   |
| 9                    | *Guide Assembly, Card (RH)                                       | 70-22918-01                  |                                    |                    |                   |
| 10                   | *Guide Assembly, Card (LH)                                       | 70-22918-02                  |                                    |                    |                   |
| 11                   | *Clip, Electrostatic Discharge                                   | 74-32703-01                  |                                    |                    |                   |
| 12                   | *Screw, Self Tapping No.6-19 x 3/8                               | 90-09800-02                  |                                    |                    |                   |
| 13                   | *Screw, Self Tapping No.8  | 90-00062-69                  |                                    |                    |                   |
| 14                   | *Slide, Interlock  | 74-31553-01                  |                                    |                    |                   |
| 15                   | *Spacer, Interlock   | 74-31551-01                  |                                    |                    |                   |
| 16                   | *Fastner, Triangle Crown Panel                                   | 90-10564-01                  |                                    |                    |                   |
| 17                   | *Slide, Interlock  | 74-31550-01                  |                                    |                    |                   |
| 18                   | *Screw, Self Tapping Washer No.8 x 1/2<br>(replaces 90-10112-01) | 90-00061-27                  | 00002                              |                    |                   |
| 19                   | *Bezel, CPU Bottom   | 74-31554-01                  |                                    |                    |                   |
| 20                   | *Guide Assembly, Top Card (Memory)                               | 70-22561-01                  |                                    |                    |                   |
| 21                   | *Guide Assembly, Bottom Card (Memory)                            | 70-22560-01                  |                                    |                    |                   |
| 22                   | *Screw, Sems Phi Pan No.8-32 x 1/2<br>(replaces 90-00049-28)     | 90-09682-00                  | 00002                              |                    |                   |
| 23                   | *Button, Locator   | 74-32525-01                  |                                    |                    |                   |
| 24                   | *Screw, Phi Pan Hd No.1/4-20 x 5/8                               | 90-06057-02                  |                                    |                    |                   |
| 25                   | *Screw, Phi Pan Hd No.6-32 x 3/8                                 | 90-09989-00                  |                                    |                    |                   |
|                      | LABEL (Not Shown)  |                              |                                    |                    |                   |
|                      | *Label, "ESP Static Symbol"                                      | 36-24214-02                  |                                    |                    |                   |



| FIG. &<br>ITEM<br>NO. | DESCRIPTION                                    | DEC<br>PART NO. | F<br>ECO<br>CUT-IN<br>H7176-A<br>00000 | USED<br>ON<br>CODE | REF<br>FIG<br>NO. |
|-----------------------|--|-----------------|--|--------------------|-------------------|
| 13-                   | CONTROLLER, H7176 POWER                        | H7176-A         |  |                    | 2.2A              |
| 1                     | *Module Assembly, Bulk Box                     | 54-16782-01     |  |                    |                   |
| 2                     | *Panel, Bulk Box Side                          | 74-32094-01     |  |                    |                   |
| 3                     | *Bracket, Bulk Box                             | 74-32833-02     |  |                    |                   |
| 4                     | *Screw, Sems Phl Hd No.6-32 x 5/16             | 90-09701-00     |  |                    |                   |
| 5                     | *Spacer, Hex                                   | 90-06039-01     |  |                    |                   |
| 6                     | *Harness Assembly, Wire (replaces 17-01164-01) | 17-01574-01     | 00004                                  |                    |                   |
| 7                     | *Screw, Phl Pan Hd No.8-32 x 1/2               | 90-06039-01     |  |                    |                   |
| 8                     | *Nut, Kep No.8-32                              | 90-06563-00     |  |                    |                   |
| 9                     | *Transformer                                   | 16-25480-01     |  |                    |                   |
| 10                    | *Mount, Cable Tie                              | 90-08264-00     |  |                    |                   |
| 11                    | *Tie, Cable                                    | 90-07032-00     |  |                    |                   |
| 12                    | *Circuit Breaker 120V (replaces 12-25286-01)   | 12-25286-02     | 00004                                  |                    |                   |
| 13                    | *Screw, Phl Pan Hd No.6-32 x 1/4               | 90-06020-01     |  |                    |                   |
| 14                    | *Ground Strip                                  | 74-32892-01     |  |                    |                   |
| 15                    | *Nut, Kep No.6-32                              | 90-06560-00     |  |                    |                   |
| 16                    | *Nut, Kep No.10-32                             | 90-06565-00     |  |                    |                   |
| 17                    | *Spacer, Hex (added)                           | 74-22846-00     | 00001                                  |                    |                   |
| 18                    | *Washer, Flat (added)                          | 90-06664-00     | 00002                                  |                    |                   |
|                       | LABELS (Not Shown)                             |                 |  |                    |                   |
|                       | *Label, "Electrical Data"                      | 36-26216-01     |  |                    |                   |
|                       | *Label, "Fuse"                                 | 36-25176-01     |  |                    |                   |
|                       | *Label, "Fuse" (added)                         | 36-26215-01     | 00002                                  |                    |                   |
|                       | *Label, "Ground" (added)                       | 36-12680-02     | 00002                                  |                    |                   |

# PC38N CONSOLE SYSTEM

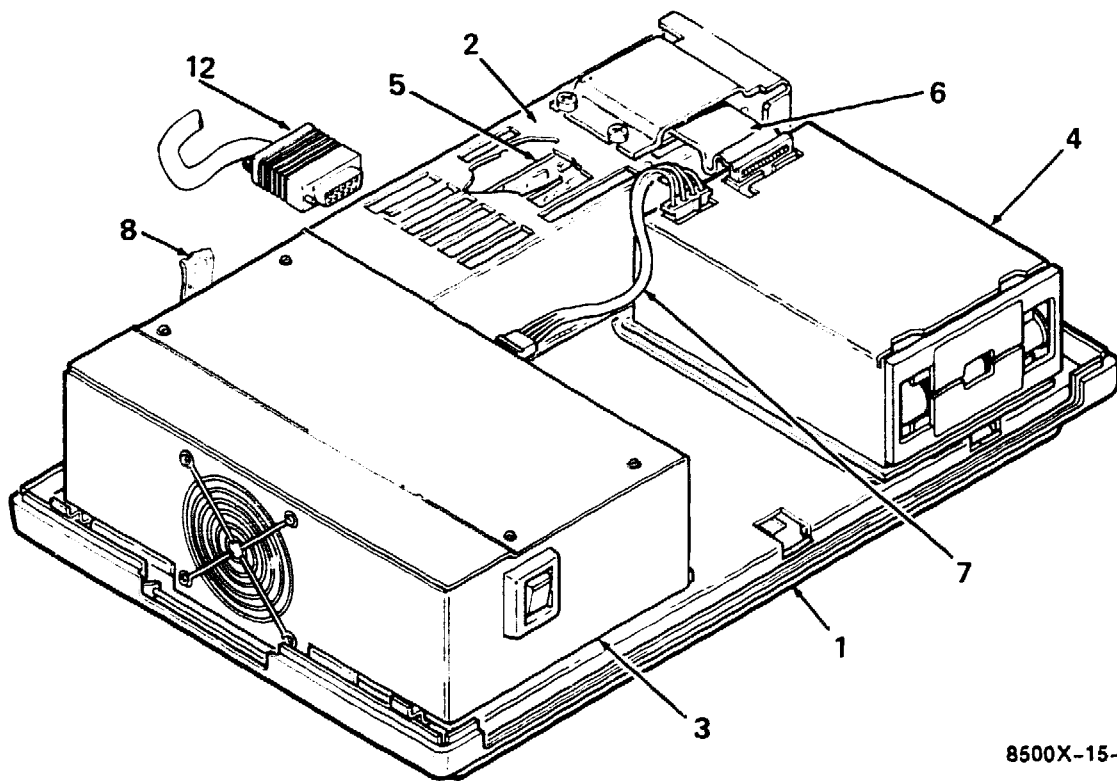
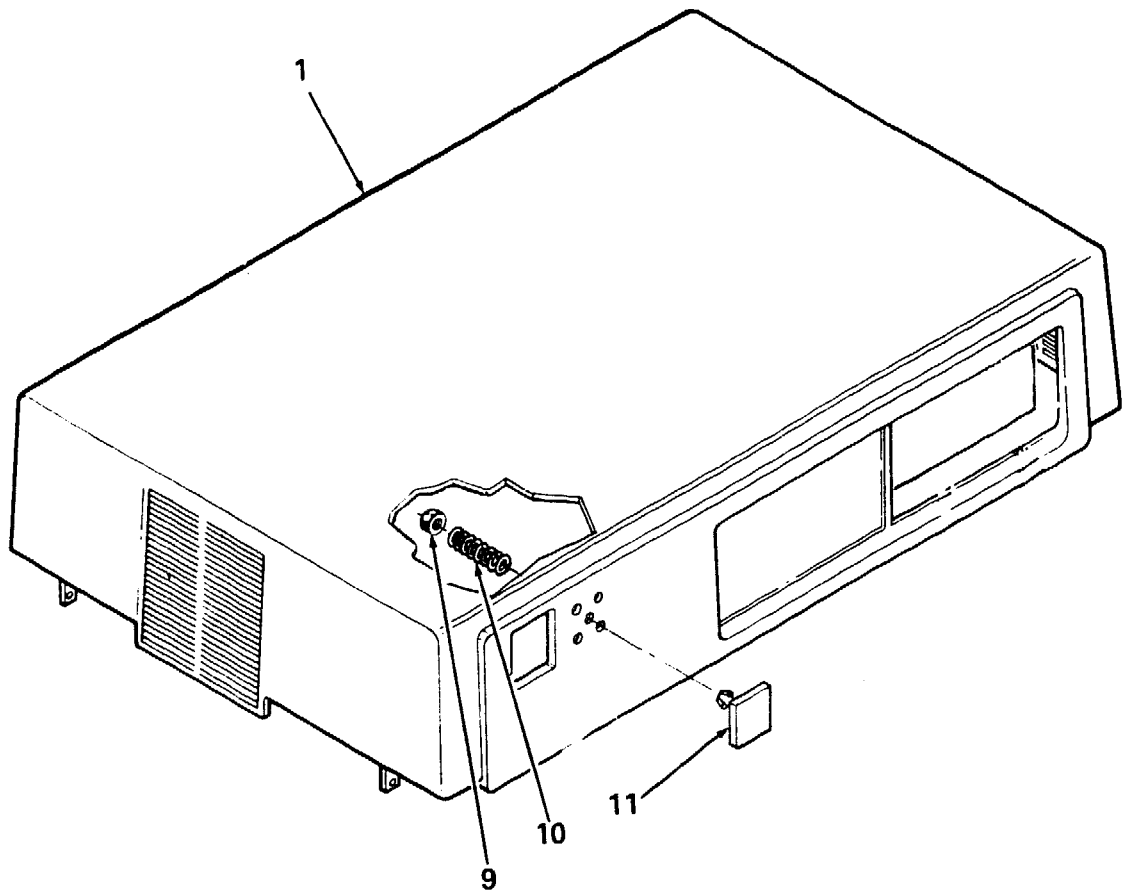


8500X-14-BD

Figure 14. Console Subsystem, PC38N

# PARTS LIST

| FIG. &<br>ITEM<br>NO. | DESCRIPTION                                     | DEC<br>PART NO. | ECO<br>CUT-IN<br>PC38N<br>00000 | USED<br>ON<br>CODE | REF<br>FIG<br>NO. |
|-----------------------|---|-----------------|---------------------------------|--------------------|-------------------|
| 14-                   | CONSOLE SUBSYSTEM, PC38N                        | PC38N-AA        |                                 |                    | 1,1A              |
| 1                     | *SYSTEM UNIT ASSEMBLY, PC380                    | PC360-AA        |                                 |                    | 15                |
| 2                     | *MONITOR ASSEMBLY, VR201                        | VR201-B         |                                 |                    | 27                |
| 3                     | *KEYBOARD ASSEMBLY, LK201                       | LK201-AA        |                                 |                    | 30                |
| 4                     | *DISK DRIVE ASSEMBLY, RD32<br>(replaces RD52-A) | RD32-EA         | 00003                           |                    | 32A               |
| 5                     | *Stand, System                                  | VT2XX-AA        |                                 |                    |                   |
| 6                     | *Panel Assembly, Modesty                        | 70-20760-01     |                                 |                    |                   |
| 7                     | *Module, Line Interface (Not Shown)             | 54-15539-01     |                                 |                    |                   |
| 8                     | *Kit, Customer Console (Not Shown)              | BT-ZMAAD-C3     |                                 |                    |                   |
| 9                     | *Module, 512KB RAM Daughter (Not Shown)         | MSC11-B         |                                 |                    |                   |
| 10                    | *Cable Assembly, 62 Pin (Not Shown)             | 17-00404-01     |                                 |                    |                   |
| 11                    | *Cable Assembly, Female/Female (Not Shown)      | 17-01337-01     |                                 |                    |                   |
| 12                    | *Medallion (Not Shown)                          | 74-27256-01     |                                 |                    |                   |
| 13                    | *Ring, Retaining (Not Shown)                    | 90-10318-02     |                                 |                    |                   |

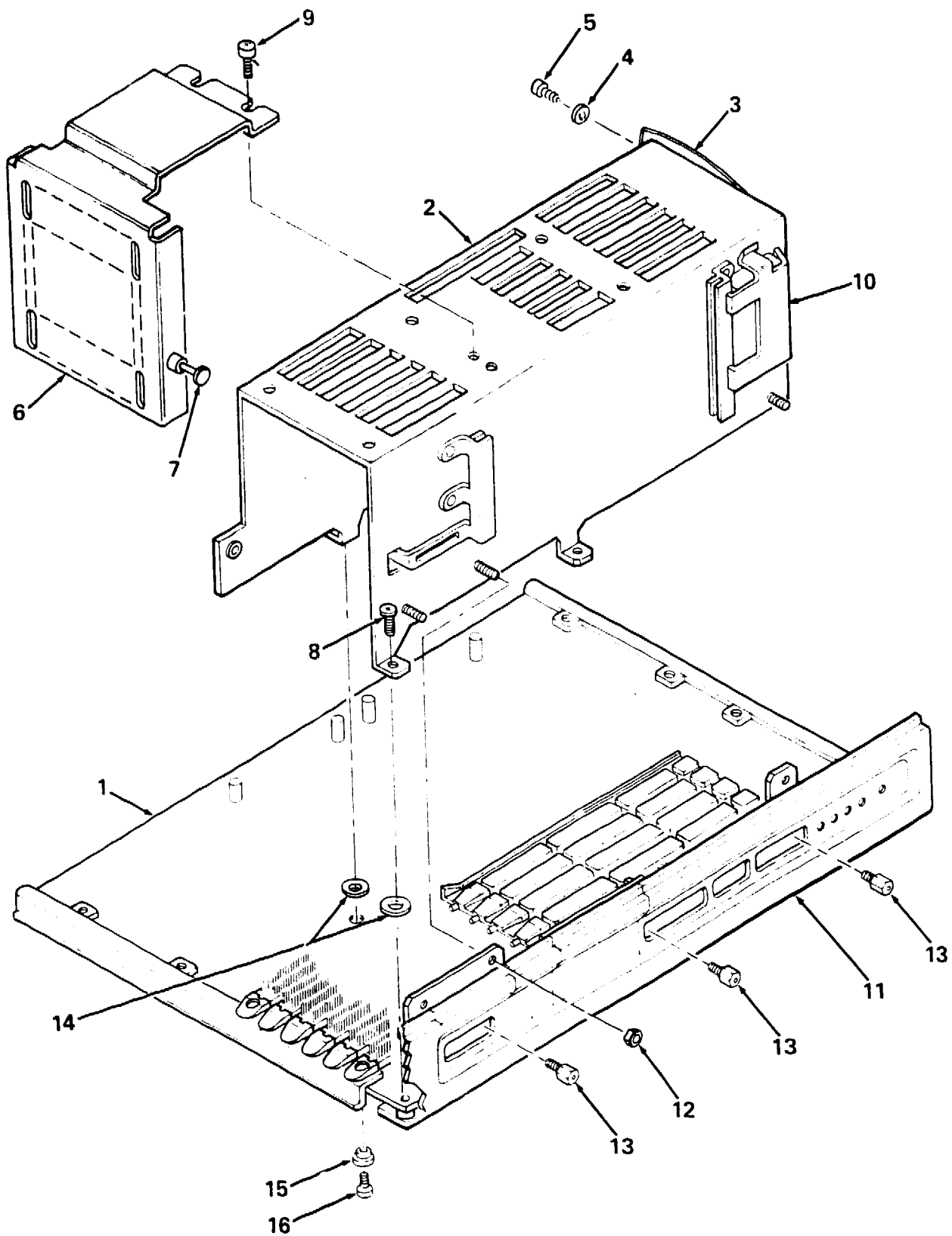


8500X-15-BD

Figure 15. System Unit Assembly, PC380

| FIG. &<br>ITEM<br>NO. | DESCRIPTION                                     | DEC<br>PART NO. | ECO<br>CUT-IN<br>PC380<br>00003 | USED<br>ON<br>CODE | REF<br>FIG<br>NO. |
|-----------------------|---|-----------------|---------------------------------|--------------------|-------------------|
| 15-                   | SYSTEM UNIT ASSEMBLY, PC380                     | PC380-AA        |                                 |                    | 14                |
| 1                     | *ENCLOSURE ASSEMBLY, SYSTEM UNIT                | BA50-A          |                                 |                    | 17                |
| 2                     | *MOTHER BOARD ASSEMBLY, SYSTEM UNIT             | KDJ11-CA        |                                 |                    | 16                |
| 3                     | *POWER SUPPLY ASSEMBLY, H7862<br>(120/220/240V) | H7862-C         |                                 |                    | 19                |
| 4                     | *DISKETTE DRIVE, RX50 DUAL                      | RX50-AA         |                                 |                    | 22                |
| 5                     | *Module, RX50 Controller                        | 54-15058-00     |                                 |                    |                   |
| 6                     | *Cable Assembly                                 | 17-00285-00     |                                 |                    |                   |
| 7                     | *Cable Assembly, Power                          | 17-00342-02     |                                 |                    |                   |
| 8                     | *Cable Assembly                                 | 17-00280-00     |                                 |                    |                   |
| 9                     | *Nut, Push Round                                | 90-09865-01     |                                 |                    |                   |
| 10                    | *Spring, Compression                            | 12-20113-01     |                                 |                    |                   |
| 11                    | *Medallion, System Box                          | 74-27256-08     |                                 |                    |                   |
| 12                    | *Cable Assembly, Video                          | 17-00283-00     |                                 |                    |                   |
|                       | CABLES/LABELS (Not Shown)                       |                 |                                 |                    |                   |
|                       | *Cable Assembly, Printer                        | 17-00300-00     |                                 |                    |                   |
|                       | *Label, "Equipment Warning, 100V"               | 36-17905-16     |                                 |                    |                   |
|                       | *Label, "Power Rating 100-120/220V"             | 36-20215-01     |                                 |                    |                   |
|                       | *Label, "Regulations"                           | 36-20218-13     |                                 |                    |                   |



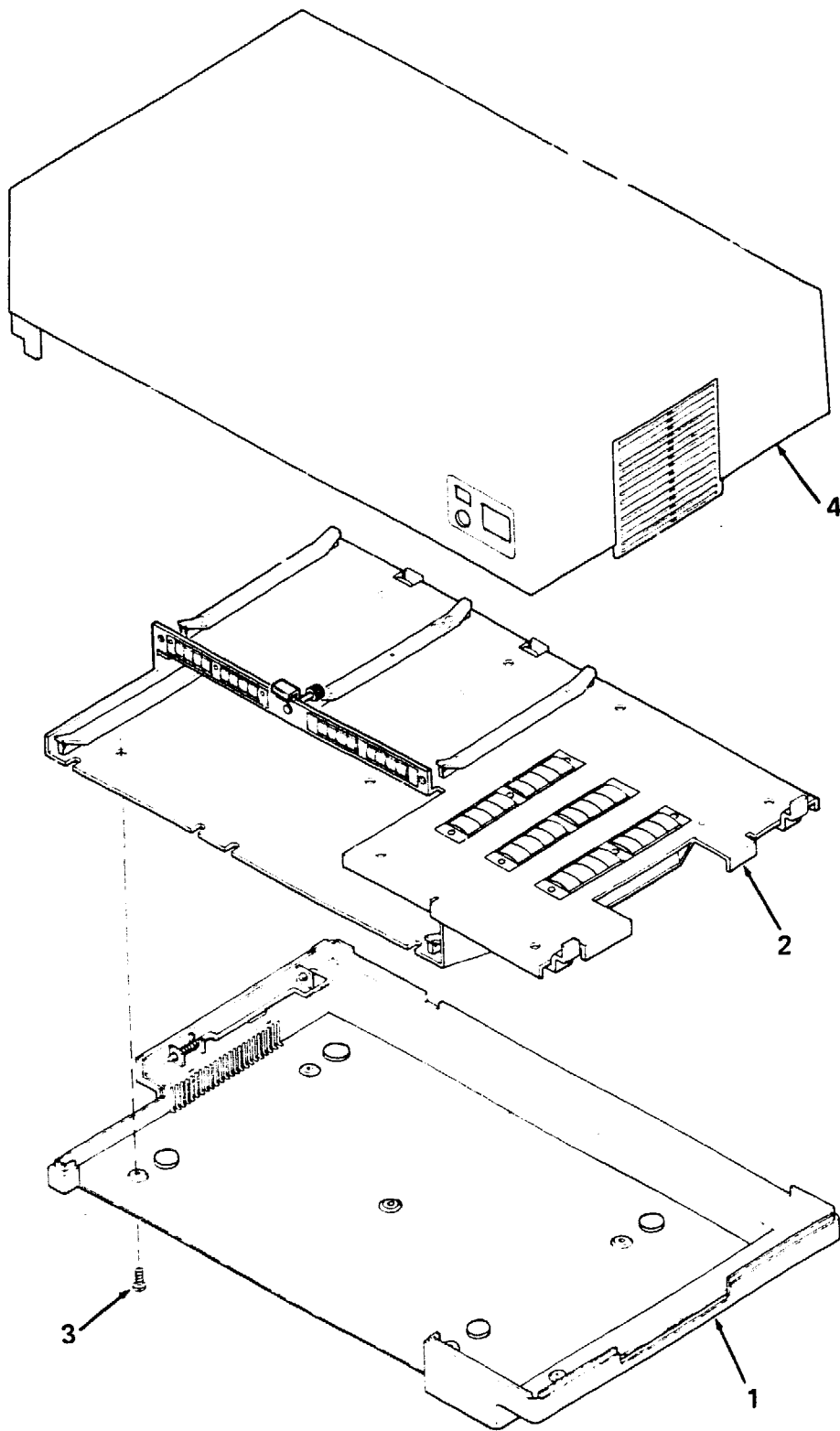


8500X-16-BD

Figure 16. Mother Board Assembly, System Unit

PARTS LIST

| FIG. &<br>ITEM<br>NO. | DESCRIPTION                         | DEC<br>PART NO. | ECO<br>CUT-IN<br>KDJ11-CA<br>00001 | USED<br>ON<br>CODE | REF<br>FIG<br>NO. |
|-----------------------|-------------------------------------|-----------------|------------------------------------|--------------------|-------------------|
| 16-                   | MOTHER BOARD ASSEMBLY, SYSTEM UNIT  | KDJ11-CA        |                                    |                    | 15                |
| 1                     | *Module Assembly, System            | 54-16237-01     |                                    |                    |                   |
| 2                     | *CARD CAGE ASSEMBLY                 | 70-20611-02     |                                    |                    |                   |
| 3                     | **Ground Strap                      | 74-29836-01     |                                    |                    |                   |
| 4                     | **Washer, Int Lock                  | 90-06634-00     |                                    |                    |                   |
| 5                     | **Screw, Phi Pan Hd No. 7-16 x 5/16 | 90-10141-01     |                                    |                    |                   |
| 6                     | *Door, Card Cage                    | 74-28266-02     |                                    |                    |                   |
| 7                     | *Thumbscrew, No. 4-40 x 5/8         | 12-20934-01     |                                    |                    |                   |
| 8                     | *Screw, Phi Pan Hd No. 6-32 x 3/8   | 90-09708-00     |                                    |                    |                   |
| 9                     | *Thumbscrew, No. 4-40 x 3/8         | 12-20933-01     |                                    |                    |                   |
| 10                    | *Battery Pack 3.75V                 | 12-19245-00     |                                    |                    |                   |
| 11                    | *PANEL ASSEMBLY, CONNECTOR          | 70-20610-01     |                                    |                    | 20                |
| 12                    | *Nut, Kep No. 6-32                  | 90-08185-00     |                                    |                    |                   |
| 13                    | *Screwlock, No. 4-40 x 3/16         | 90-08451-06     |                                    |                    |                   |
| 14                    | *Washer, Flat Nylon                 | 90-06707-00     |                                    |                    |                   |
| 15                    | *Spacer, PC Board Support           | 74-28652-01     |                                    |                    |                   |
| 16                    | *Screw, Phi Pan Hd No. 6-32 x 1/2   | 90-10089-03     |                                    |                    |                   |



8500X-17-BD

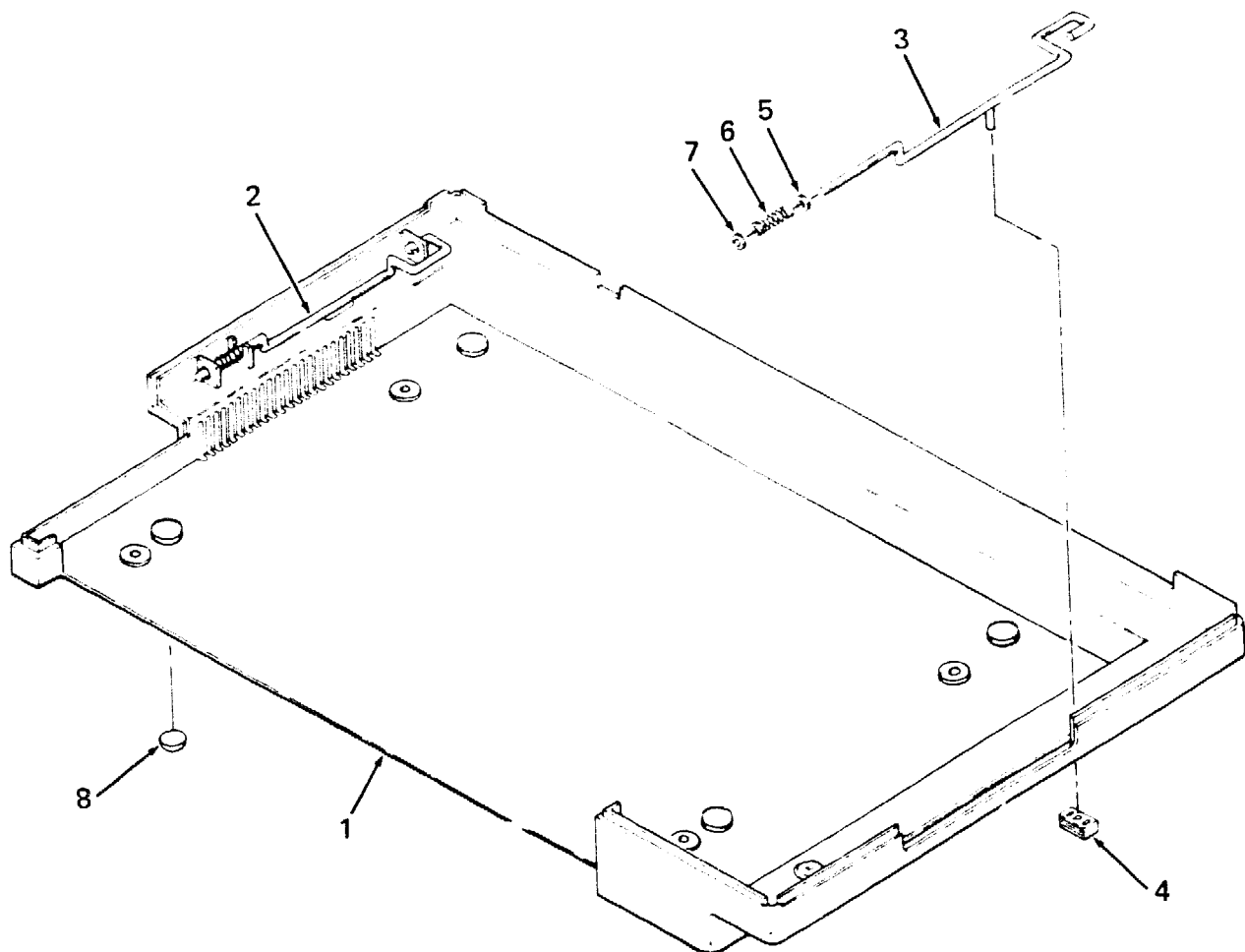
Figure 17. Enclosure Assembly, System Unit

PARTS LIST



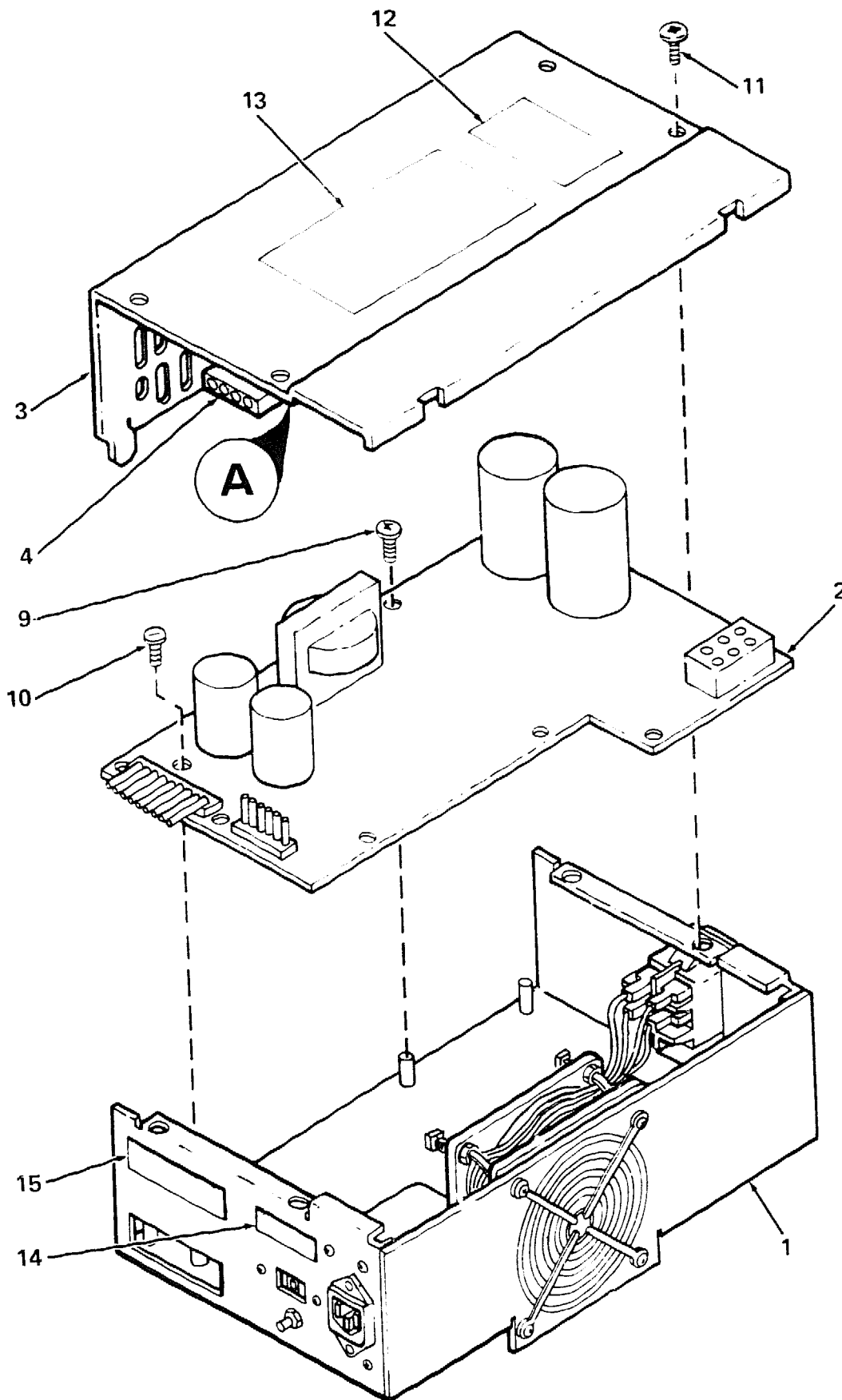
| FIG. &<br>ITEM<br>NO. | DESCRIPTION                        | DEC<br>PART NO. | ECO<br>CUT-IN<br>BA50-A<br>00003 | USED<br>ON<br>CODE | REF<br>FIG<br>NO. |
|-----------------------|------------------------------------|-----------------|----------------------------------|--------------------|-------------------|
| 17-                   | ENCLOSURE ASSEMBLY, SYSTEM UNIT    | BA50-A          |                                  |                    | 15                |
| 1                     | *ENCLOSURE ASSEMBLY, BOTTOM        | 70-18432-00     |                                  |                    | 18                |
| 2                     | *Pan Assembly                      | 70-18981-00     |                                  |                    |                   |
| 3                     | *Screw, Phl Pan Hd No. 6-32 x 5/16 | 90-09708-00     |                                  |                    |                   |
| 4                     | *Enclosure Assembly, Top           | 70-18439-00     |                                  |                    |                   |

| FIG. &<br>ITEM<br>NO. | DESCRIPTION                | DEC<br>PART NO. | ECO<br>CUT-IN<br>70-18432<br>00003 | USED<br>ON<br>CODE | REF<br>FIG<br>NO. |
|-----------------------|----------------------------|-----------------|------------------------------------|--------------------|-------------------|
| 18-                   | ENCLOSURE ASSEMBLY, BOTTOM | 70-18432-00     |                                    |                    | 17                |
| 1                     | *Enclosure, Bottom         | 74-25658-00     |                                    |                    |                   |
| 2                     | *Latch, Wire (R.H.)        | 74-26242-01     |                                    |                    |                   |
| 3                     | *Latch, Wire, (L.H.)       | 74-26243-01     |                                    |                    |                   |
| 4                     | *Handle, Latch Wire        | 74-26537-01     |                                    |                    |                   |
| 5                     | *Washer, Flat              | 90-09775-01     |                                    |                    |                   |
| 6                     | *Spring, Compression       | 12-19914-01     |                                    |                    |                   |
| 7                     | *Ring, Retainer            | 90-09273-00     |                                    |                    |                   |
| 8                     | *Bumper, Rubber            | 90-08525-00     |                                    |                    |                   |



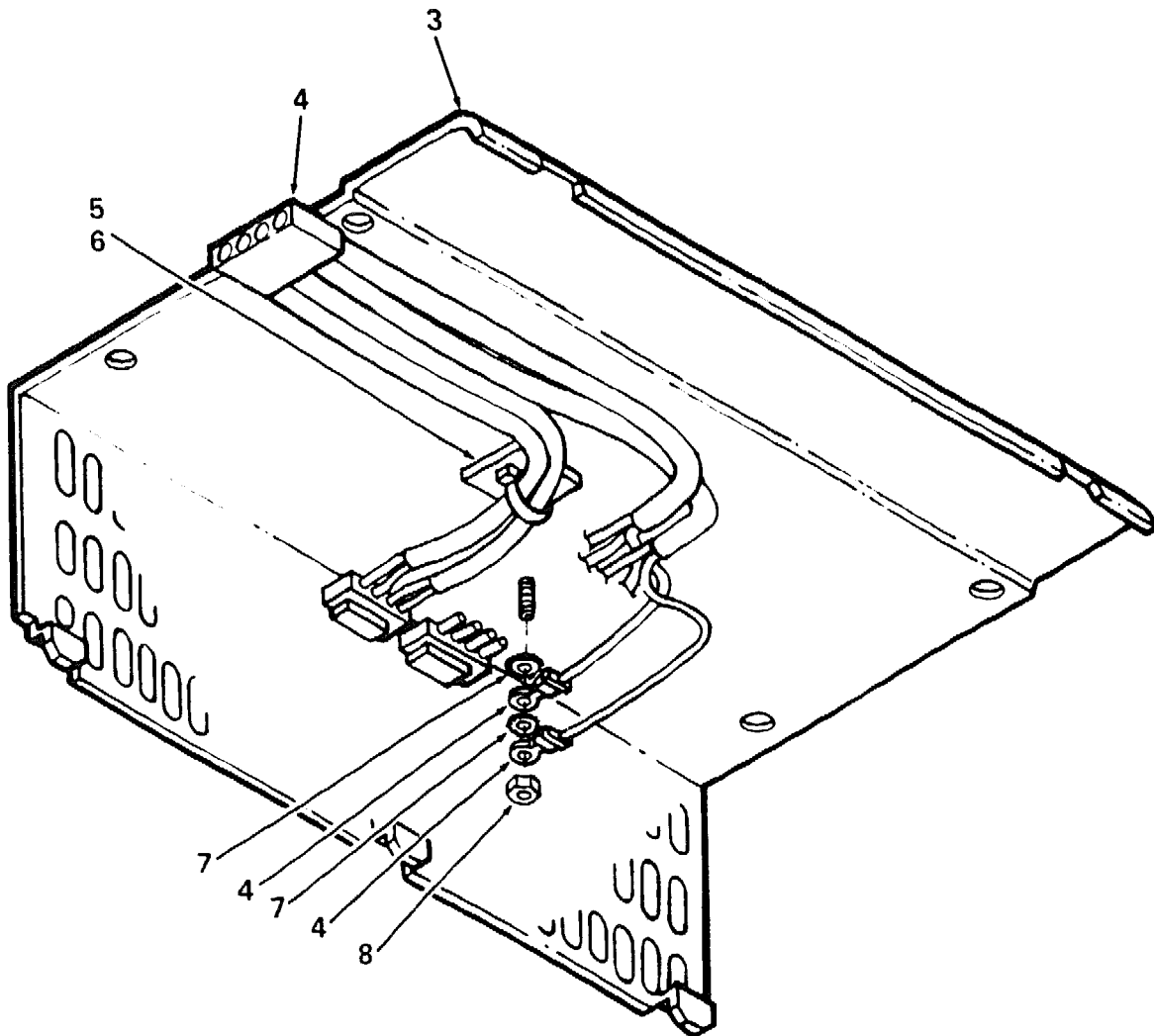
8500X-18-BD

Figure 18. Enclosure Assembly, Bottom



8500X-19-BD

Figure 19. Power Supply Assembly, H7862 (Sheet 1 of 2)



**A**

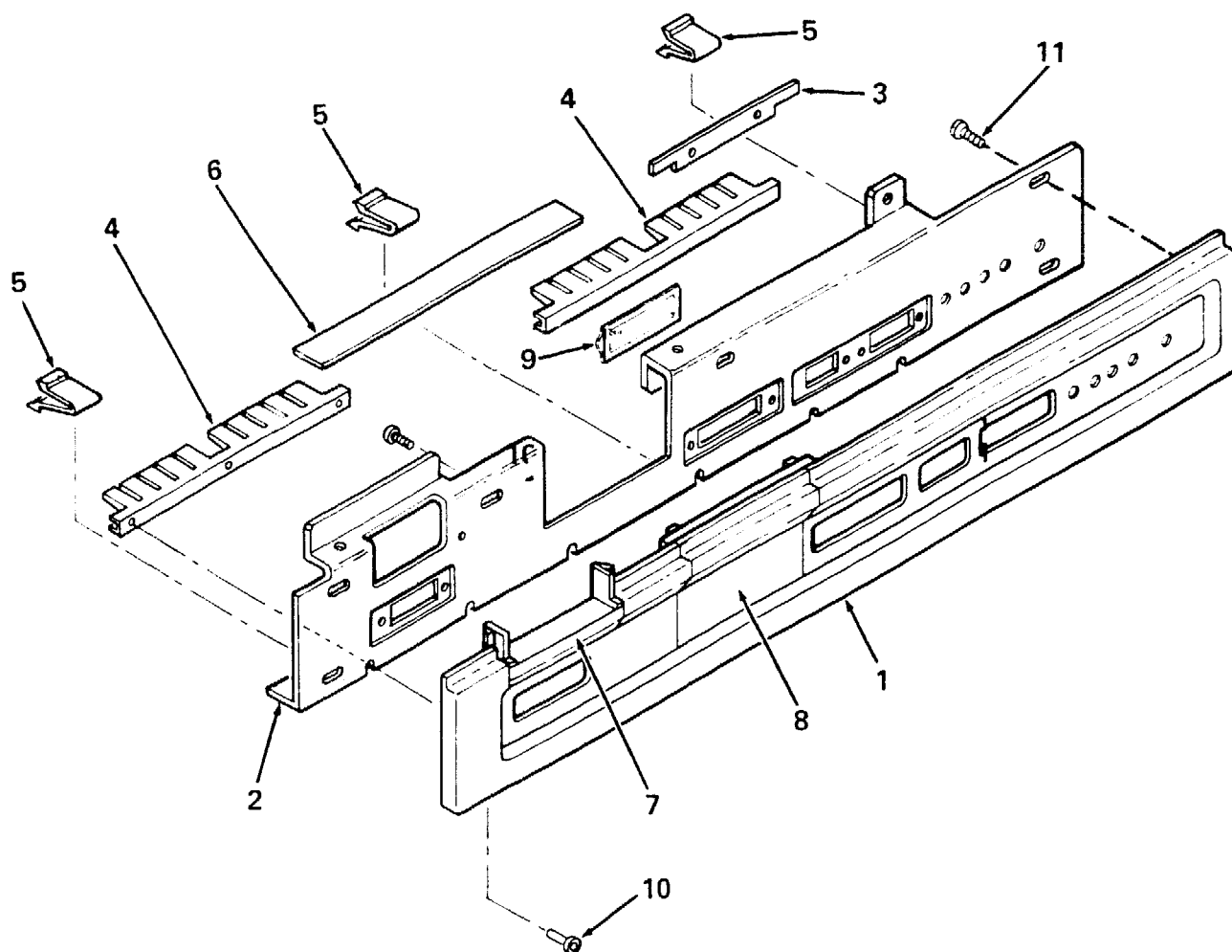
8500X-19A-BD

Figure 19. Power Supply Assembly, H7862 (Sheet 2 of 2)

| FIG. &<br>ITEM<br>NO. | DESCRIPTION                                    | DEC<br>PART NO. | E<br>ECO<br>CUT-IN<br>H7862<br>00005 | USED<br>ON<br>CODE | REF<br>FIG<br>NO. |
|-----------------------|--|-----------------|--------------------------------------|--------------------|-------------------|
| 19-                   | POWER SUPPLY ASSEMBLY, H7862<br>(120/220/240V) | H7862-C         |                                      |                    | 15                |
| 1                     | *CHASSIS ASSEMBLY                              | 70-18970-00     |                                      |                    | 21                |
| 2                     | *Module, 7862 Power Supply                     | 54-15086-01     |                                      |                    |                   |
| 3                     | *Cover   | 74-26214-00     |                                      |                    |                   |
| 4                     | *Cable Assembly, DC Output                     | 70-19731-0L     |                                      |                    |                   |
| 5                     | *Mount, Cable Tie                              | 90-08264-00     |                                      |                    |                   |
| 6                     | *Tie, Cable                                    | 90-07031-00     |                                      |                    |                   |
| 7                     | *Washer, Ext Tooth Lock No. 6                  | 90-07649-00     |                                      |                    |                   |
| 8                     | *Nut, Hex No. 6-32                             | 90-08185-00     |                                      |                    |                   |
| 9                     | *Screw, Sems Phl Pan Hd No. 6-32 x 1/2         | 90-00049-36     |                                      |                    |                   |
| 10                    | *Screw, Washer Pan Hd No. 6-32 x 1/2           | 90-10245-01     |                                      |                    |                   |
| 11                    | *Screw, Sems Phl Pan Hd No. 6-32 x 3/8         | 90-00049-35     |                                      |                    |                   |
| 12                    | *Label, "Caution"                              | 36-20124-01     |                                      |                    |                   |
| 13                    | *Label, "Danger Stored High Voltage"           | 36-16930-00     |                                      |                    |                   |
| 14                    | *Label, "Caution Correct Voltage Setting"      | 36-16157-00     |                                      |                    |                   |
| 15                    | *Label, "Electrical Rating"                    | 36-20122-06     |                                      |                    |                   |

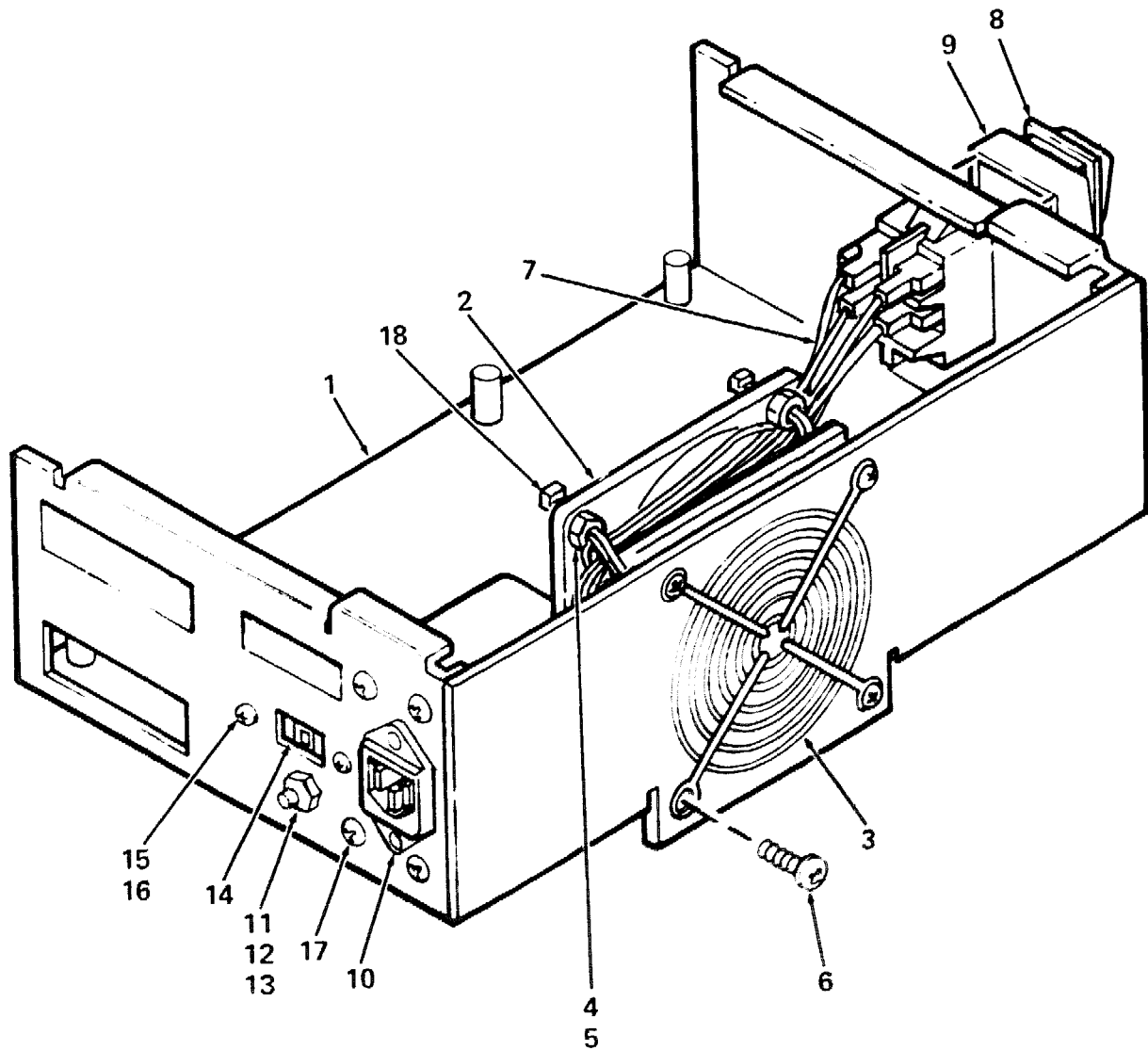


| FIG. &<br>ITEM<br>NO. | DESCRIPTION                            | DEC<br>PART NO. | B<br>ECO<br>CUT-IN<br>70-20610<br>00001 | USED<br>ON<br>CODE | REF<br>FIG<br>NO. |
|-----------------------|--|-----------------|---|--------------------|-------------------|
| 20-                   | PANEL ASSEMBLY, CONNECTOR              | 70-20610-01     |   |                    | 16                |
| 1                     | *Overlay, Connector Panel              | 74-25647-00     |   |                    |                   |
| 2                     | *Weldment, Connector Panel             | 70-20474-01     |   |                    |                   |
| 3                     | *Retainer, Blank                       | 74-27343-01     |   |                    |                   |
| 4                     | *Panel, Connector Grounding            | 74-27948-01     |   |                    |                   |
| 5                     | *Clip, Channel                         | 74-28306-01     |   |                    |                   |
| 6                     | *Strip, Insulator                      | 74-27877-01     |   |                    |                   |
| 7                     | *Insert, Blank                         | 74-26534-01     |   |                    |                   |
| 8                     | *Insert, Blank                         | 74-26535-01     |   |                    |                   |
| 9                     | *Shield, EMI/RFI                       | 12-20580-01     |   |                    |                   |
| 10                    | *Rivet                                 | 90-10435-01     |   |                    |                   |
| 11                    | *Screw, Phl Hd Self Tap No. 6-20 x 1/4 | 90-10376-02     |   |                    |                   |



8500X-20-BD

Figure 20. Panel Assembly, Connector



8500X-21-BD

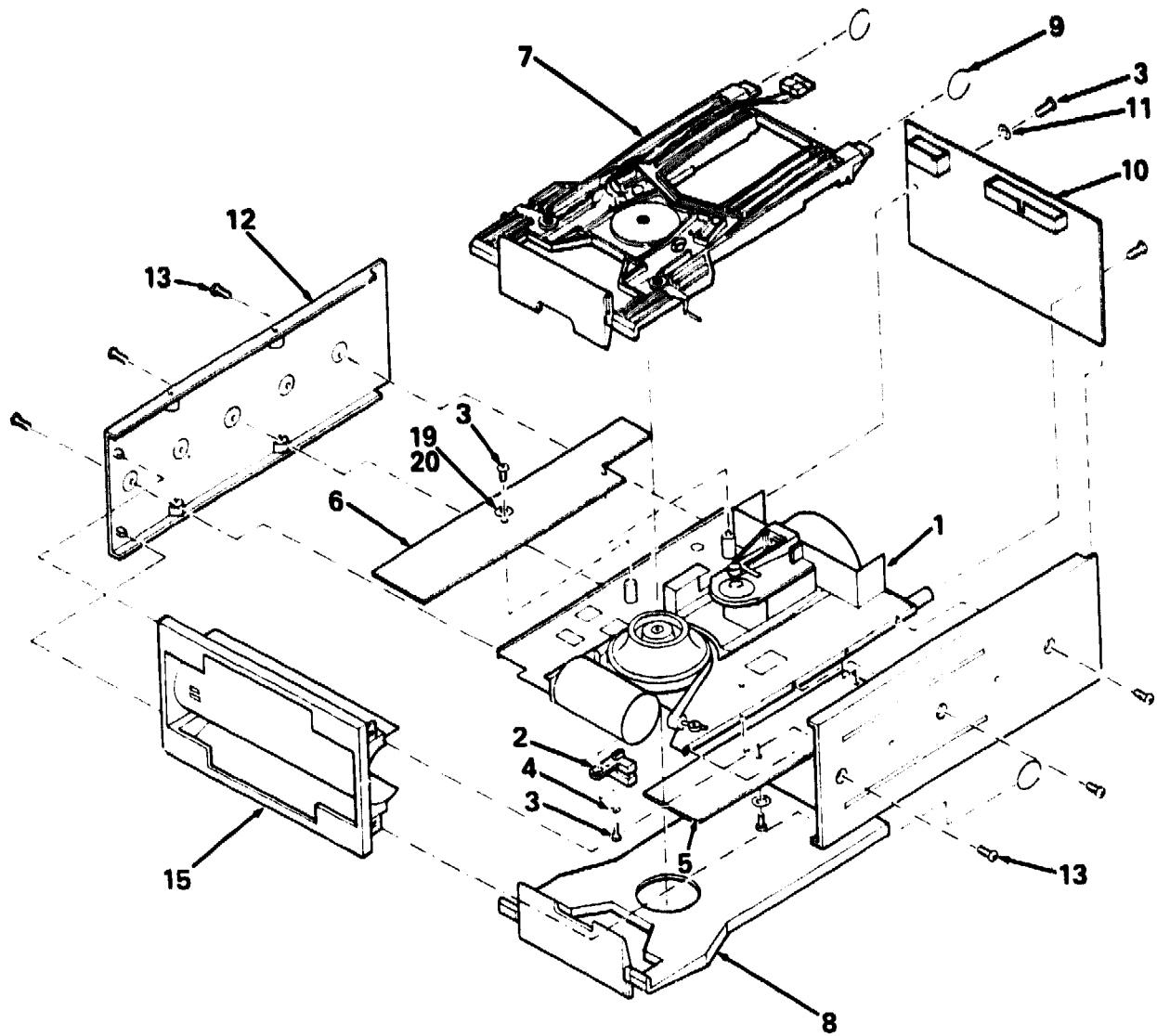
Figure 21. Chassis Assembly

PARTS LIST

IPB-8500X

| FIG. &<br>ITEM<br>NO. | DESCRIPTION                                       | DEC<br>PART NO. | ECO<br>CUT-IN<br>70-18970<br>00002 | USED<br>ON<br>CODE | REF<br>FIG<br>NO. |
|-----------------------|---|-----------------|------------------------------------|--------------------|-------------------|
| 21-                   | CHASSIS ASSEMBLY                                  | 70-18970-00     |                                    |                    | 19                |
| 1                     | *Chassis  | 74-26213-00     |                                    |                    |                   |
| 2                     | *Fan, 4-1/2 in. 70 CFM                            | 12-13185-03     |                                    |                    |                   |
| 3                     | *Guard, Finger                                    | 12-10263-01     |                                    |                    |                   |
| 4                     | *Nut, Hex No. 6                                   | 90-08185-00     |                                    |                    |                   |
| 5                     | *Washer, Ext Tooth Lock No. 5                     | 90-07649-00     |                                    |                    |                   |
| 6                     | *Screw, Sems Phl Pan Hd No. 6-32 x 3/4            | 90-00049-37     |                                    |                    |                   |
| 7                     | *Harness Assembly, Chassis                        | 70-18969-00     |                                    |                    |                   |
| 8                     | *Switch, (SW1) Rocker 16A                         | 12-17051-04     |                                    |                    |                   |
| 9                     | *Bezel, Switch                                    | 74-26246-01     |                                    |                    |                   |
| 10                    | *Filter, Line EMI/RFI 16A 47-63 Hz                | 12-19046-00     |                                    |                    |                   |
| 11                    | *Washer, Ext Tooth Lock No. 10                    | 90-07651-00     |                                    |                    |                   |
| 12                    | *Nut, Hex No. 10                                  | 90-06565-00     |                                    |                    |                   |
| 13                    | *Circuit Breaker 6A                               | 12-19912-01     |                                    |                    |                   |
| 14                    | *Switch, Slide 5A (SW2)<br>(replaces 12-16901-00) | 12-16901-04     | 00003                              |                    |                   |
| 15                    | *Nut, Hex No. 4                                   | 90-06557-00     |                                    |                    |                   |
| 16                    | *Screw, Phl Pan Hd No. 4-40 x 3/8                 | 90-06011-01     |                                    |                    |                   |
| 17                    | *Screw, Sems Phl Pan Hd No. 6-32 x 5/16           | 90-10155-00     |                                    |                    |                   |
| 18                    | *Tie, Cable                                       | 90-07031-00     |                                    |                    |                   |
|                       | LABELS/DECALS (Not Shown)                         |                 |                                    |                    |                   |
|                       | *Label, "Fuse"                                    | 36-20123-01     |                                    |                    |                   |
|                       | *Decal, "Ground"                                  | 36-12680-00     |                                    |                    |                   |

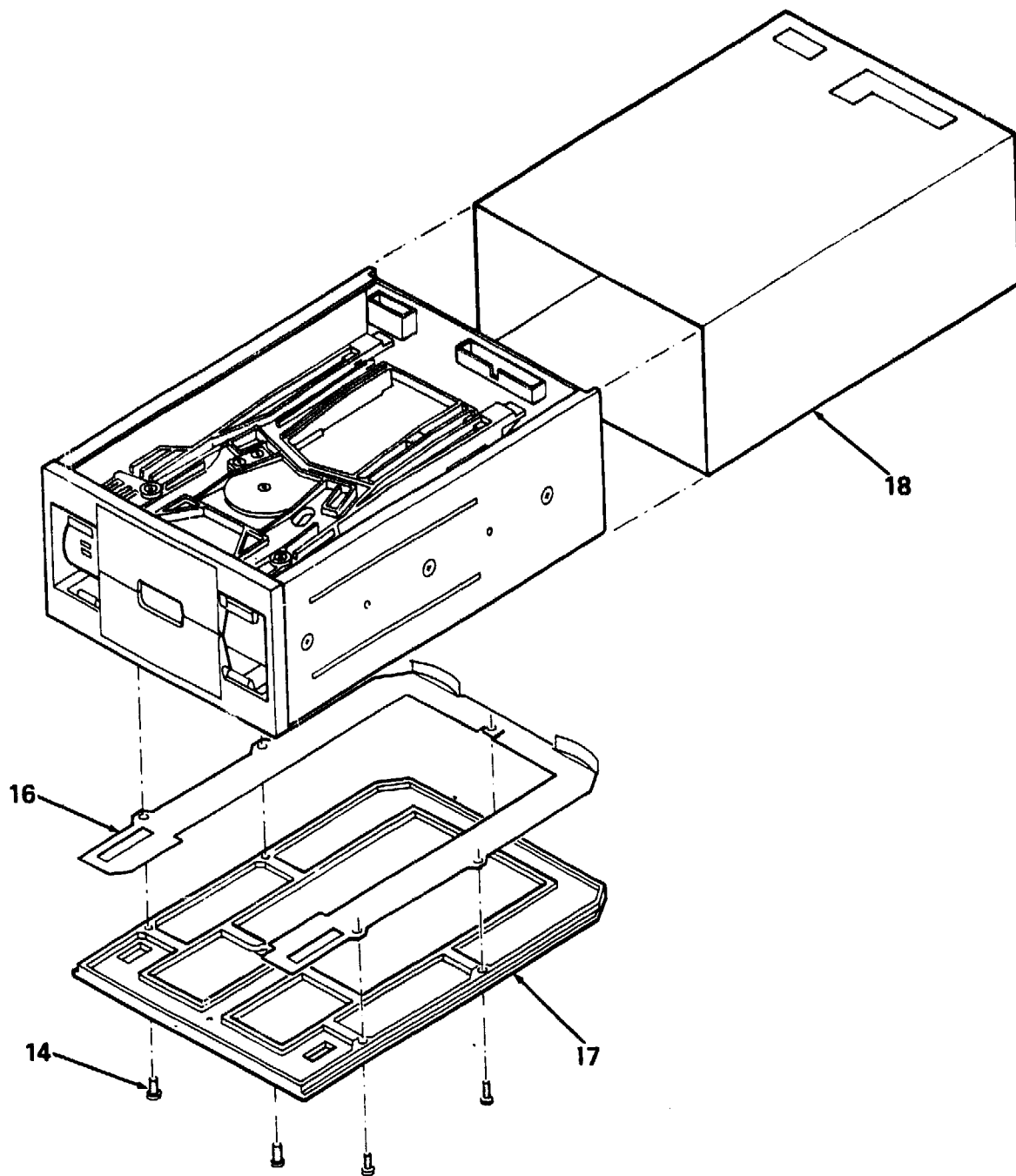
RX50-A  
FLOPPY  
DISK DRIVE



8500X-22-BD

Figure 22. Diskette Drive, RX50 Dual (Sheet 1 of 2)

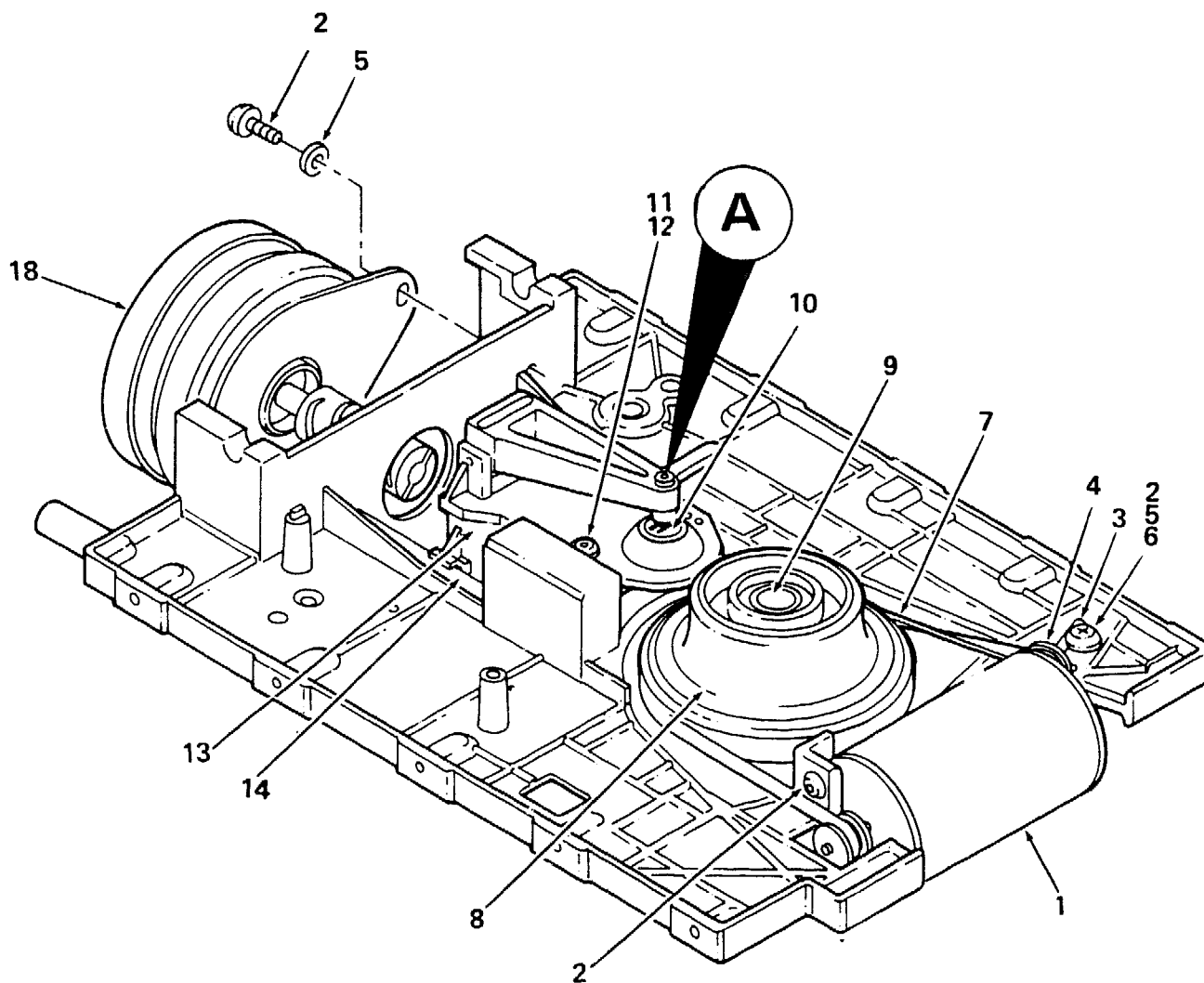
**PARTS LIST**



8500X-22A-BD

Figure 22. Diskette Drive, RX50 Dual (Sheet 2 of 2)

| FIG. &<br>ITEM<br>NO. | DESCRIPTION                                | DEC<br>PART NO. | H<br>ECO<br>CUT-IN<br>RX50<br>00007 | USED<br>ON<br>CODE | REF<br>FIG<br>NO. |
|-----------------------|--|-----------------|-------------------------------------|--------------------|-------------------|
| 22-                   | DISKETTE DRIVE, RX50 DUAL                  | RX50-AA         |                                     |                    | 15                |
| 1                     | *MOTOR/BASEPLATE ASSEMBLY (NFR)            | 70-18638-00     |                                     |                    | 23                |
| 2                     | *Cable Assembly, Track 0 Sensor            | 70-18931-00     |                                     |                    |                   |
| 3                     | *Screw, Phi Pan Hd No. 6-32 x 5/16         | 90-09708-00     |                                     |                    |                   |
| 4                     | *Washer, Flat No. 6                        | 90-06656-00     |                                     |                    |                   |
| 5                     | *PCB Assembly, Read/Write                  | 70-19177-00     |                                     |                    |                   |
| 6                     | *PCB Assembly, Motor                       | 70-19175-00     |                                     |                    |                   |
| 7                     | *COVER ASSEMBLY, UPPER CONE LIFT (NFR)     | 70-18932-04     |                                     |                    | 24                |
| 8                     | *COVER ASSEMBLY, LOWER CONE LIFT (NFR)     | 70-18932-05     |                                     |                    | 24                |
| 9                     | *Spring, Cone Lift Cover Return            | 74-25234-00     |                                     |                    |                   |
| 10                    | *Module, Seek Interface                    | 54-15066-00     |                                     |                    |                   |
| 11                    | *Washer, Internal Tooth Lock No. 6         | 90-09882-00     |                                     |                    |                   |
| 12                    | *Plate, Side                               | 74-25241-01     |                                     |                    |                   |
| 13                    | *Screw, Phi Flat Hd No. 6-32 x 1/4         | 90-06020-02     |                                     |                    |                   |
| 14                    | *Screw, Phi Pan Hd No. 6-32 x 1/2          | 90-06024-01     |                                     |                    |                   |
| 15                    | *BEZEL ASSEMBLY (NFR)                      | 70-19118-00     |                                     |                    | 26                |
| 16                    | *Clip, Grounding                           | 74-28201-02     |                                     |                    |                   |
| 17                    | *Plate, Skid                               | 74-25652-02     |                                     |                    |                   |
| 18                    | *Shield Assembly                           | 70-19918-01     |                                     |                    |                   |
| 19                    | *Washer, Flat                              | 90-08992-00     |                                     |                    |                   |
| 20                    | *Screw, Phi Flat Hd No. 6-32 x 1/2 (added) | 90-06024-02     | 00008                               |                    |                   |
|                       | LABEL (Not Shown)                          |                 |                                     |                    |                   |
|                       | *Label, "Serial Number"                    | 36-19833-01     |                                     |                    |                   |
|                       | *Label, "Bar Code Blank" (added)           | 36-18460-10     | 00008                               |                    |                   |
|                       | NFR = NOT FIELD REPAIRABLE                 |                 |                                     |                    |                   |

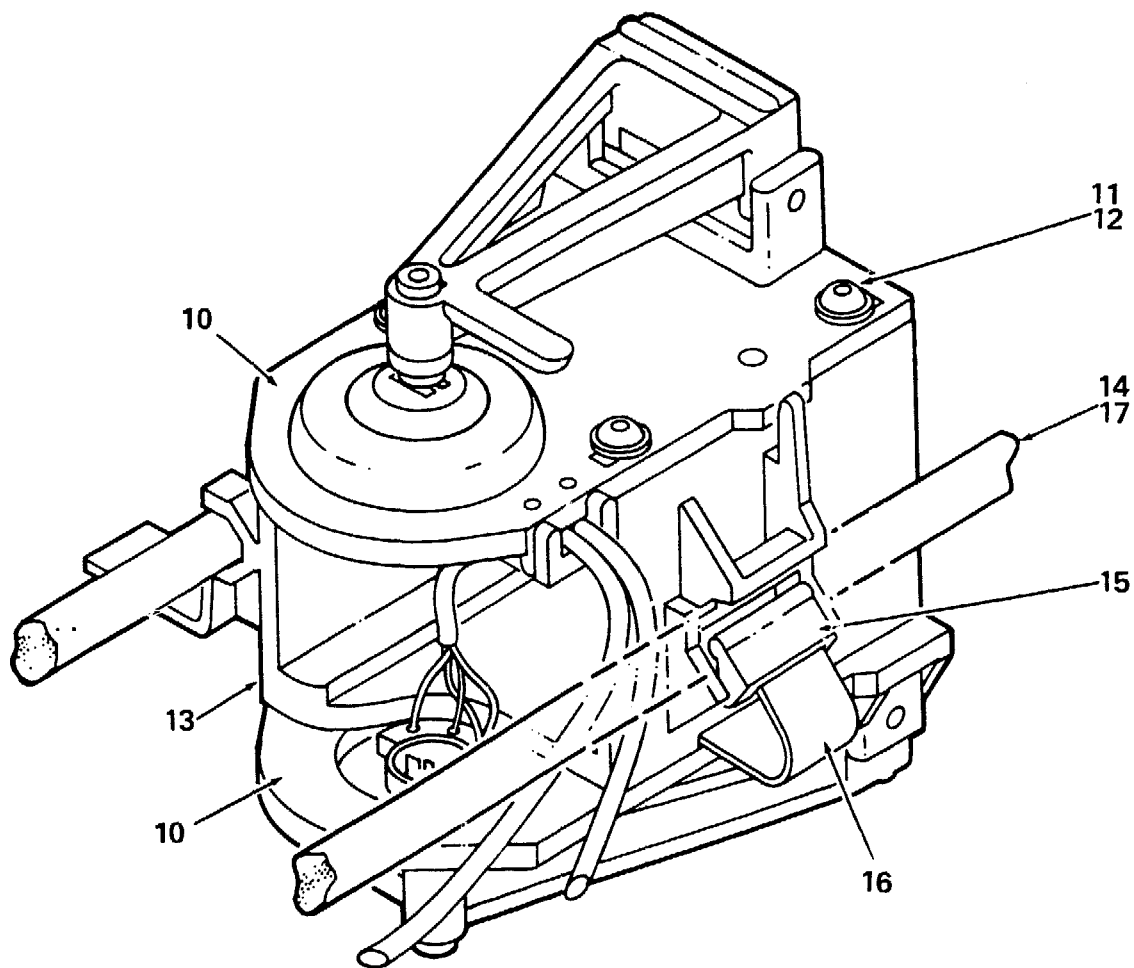


8500X-23-BD

Figure 23. Motor/Baseplate Assembly (NFR) (Sheet 1 of 2)

PARTS LIST





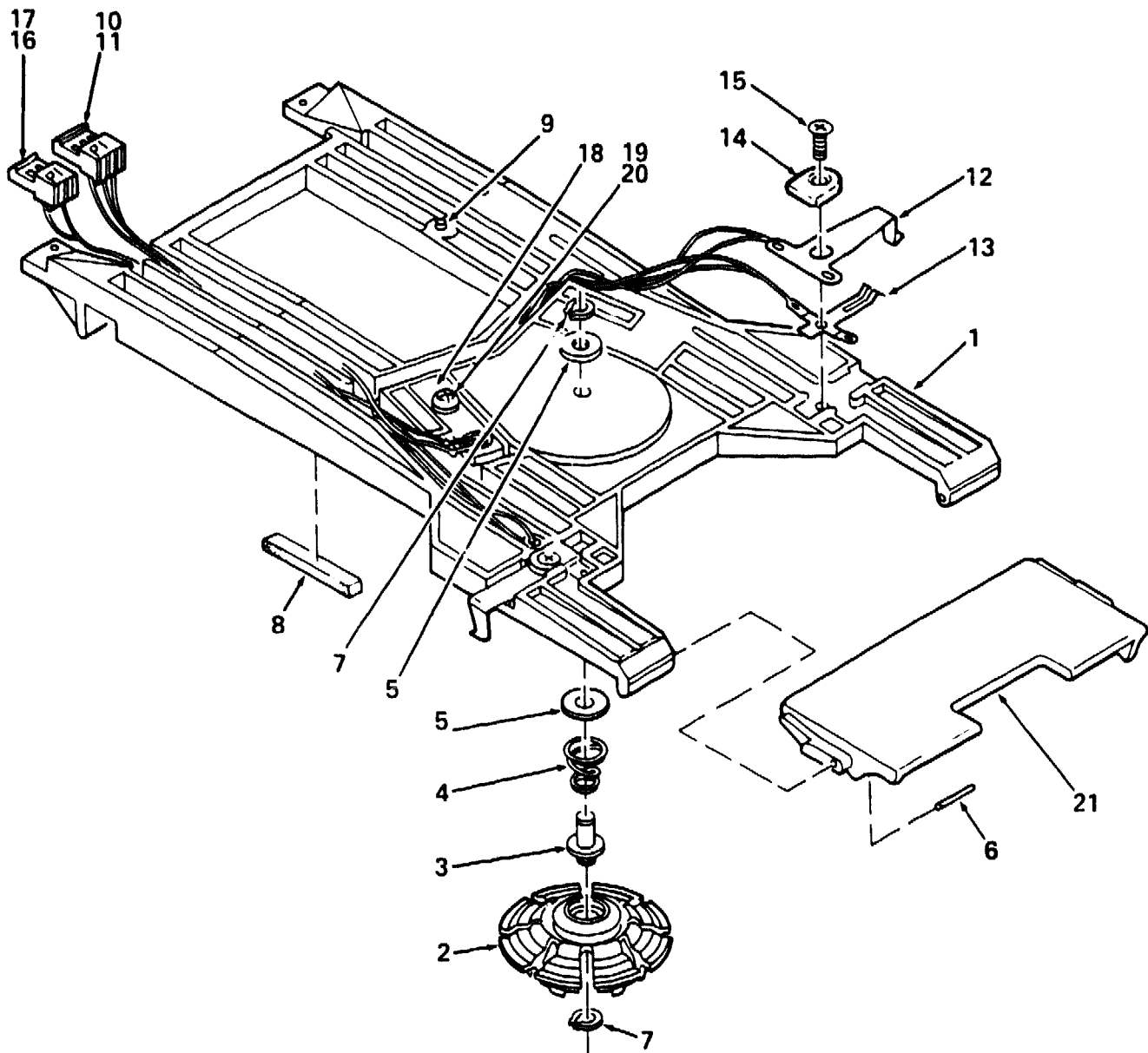
**A**

8500X-23A-BD

Figure 23. Motor/Baseplate Assembly (NFR) (Sheet 2 of 2)

**PARTS LIST**

| FIG. &<br>ITEM<br>NO. | DESCRIPTION                          | DEC<br>PART NO. | ECO<br>CUT-IN<br>70-18638<br>00003 | USED<br>ON<br>CODE | REF<br>FIG<br>NO. |
|-----------------------|--------------------------------------|-----------------|------------------------------------|--------------------|-------------------|
| 23-                   | MOTOR/BASEPLATE ASSEMBLY (NFR)       | 70-18638-00     |                                    |                    | 22                |
| 1                     | *Motor, 12 VDC                       | 12-18677-00     |                                    |                    |                   |
| 2                     | *Screw, Phl Truss Hd No.6-32 x 1/4   | 90-06020-03     |                                    |                    |                   |
| 3                     | *Shaft, Idler                        | 90-00032-19     |                                    |                    |                   |
| 4                     | *Pulley, Idler                       | 74-25244-01     |                                    |                    |                   |
| 5                     | *Washer, Flat                        | 90-06656-00     |                                    |                    |                   |
| 6                     | *Washer, Lock No. 6                  | 90-07801-00     |                                    |                    |                   |
| 7                     | *Belt, Woven                         | 12-18835-00     |                                    |                    |                   |
| 8                     | *Spindle Assembly                    | 70-18629-00     |                                    |                    |                   |
| 9                     | *Baseplate/Spindle Shaft Assembly    | 70-19176-00     |                                    |                    |                   |
| 10                    | *Head Set Assembly                   | 70-19555-00     |                                    |                    |                   |
| 11                    | *Washer, Flat                        | 90-08172-00     |                                    |                    |                   |
| 12                    | *Screw, Button Cap Hex No.4-40 x 3/8 | 90-10379-02     |                                    |                    |                   |
| 13                    | *CARRIAGE ASSEMBLY (NFR)             | 70-18442-00     |                                    |                    | 25                |
| 14                    | *Shaft, Guide                        | 74-25224-01     |                                    |                    |                   |
| 15                    | *Shoe, Slide                         | 74-25827-00     |                                    |                    |                   |
| 16                    | *Spring, Carriage                    | 74-25832-00     |                                    |                    |                   |
| 17                    | *Ball, Rubber                        | 12-22570-01     |                                    |                    |                   |
| 18                    | *Motor Assembly, Stepper             | 70-18658-00     |                                    |                    |                   |
|                       | ITEMS (Not Shown)                    |                 |                                    |                    |                   |
|                       | *Grease, Hydrocarbon                 | 49-01519-01     |                                    |                    |                   |
|                       | *Grease, Lithium                     | 49-01237-00     |                                    |                    |                   |
|                       | NFR = NOT FIELD REPAIRABLE           |                 |                                    |                    |                   |



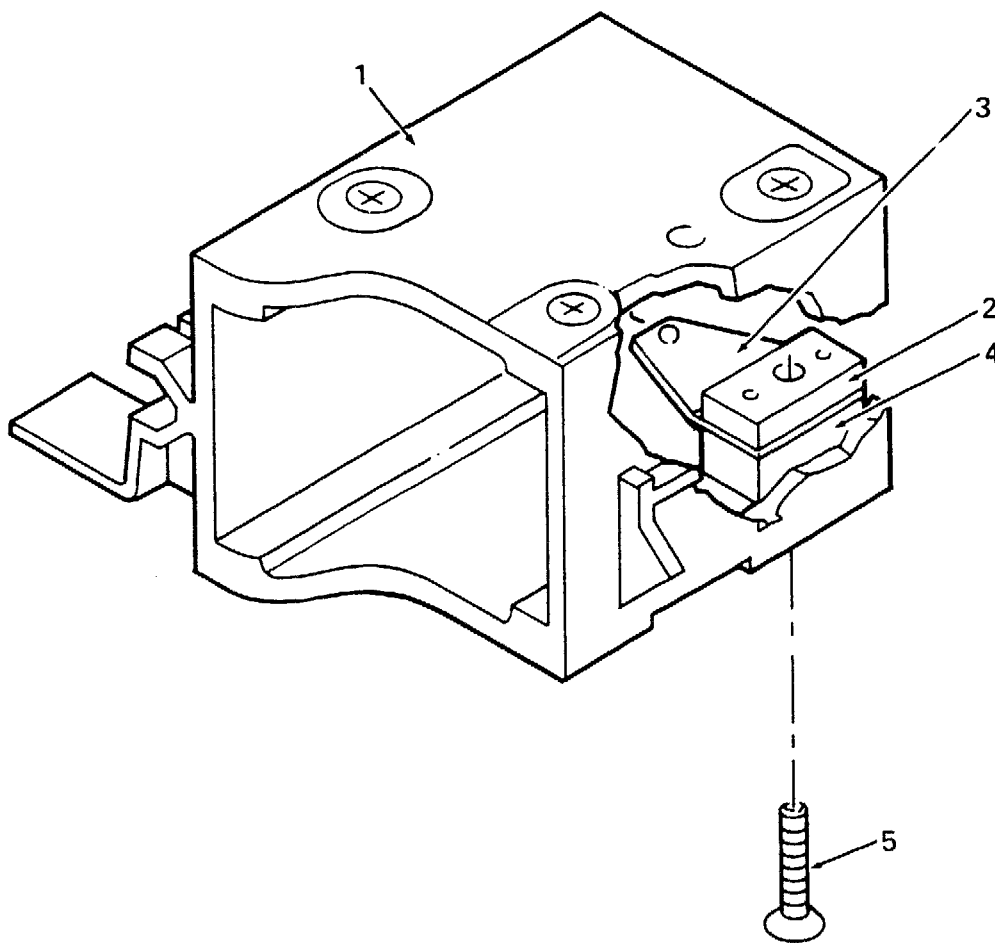
UPPER ASSEMBLY SHOWN

8500X-24-BD

Figure 24. Cover Assembly, Upper Cone Lift (NFR)

| FIG.&<br>ITEM<br>NO. | DESCRIPTION   | DEC<br>PART NO. | H<br>ECO<br>CUT-IN<br>70-18932<br>00006 | USED<br>ON<br>CODE | REF<br>FIG<br>NO. |
|----------------------|---|-----------------|---|--------------------|-------------------|
| 24-                  | COVER ASSEMBLY, UPPER CONE LIFT<br>(See Note) (NFR)             | 70-18932-04     |   | A                  | 22                |
|                      | COVER ASSEMBLY, LOWER CONE LIFT<br>(See Note) (NFR) (Not Shown) | 70-18932-05     |   | B                  | 22                |
| 1                    | *Cover, Lift Cone   | 74-25233-03     |   |                    |                   |
| 2                    | *Collet Assembly  | 70-18635-00     |   |                    |                   |
| 3                    | *Shaft, Collet  | 74-25231-00     |   |                    |                   |
| 4                    | *Spring, Conical  | 74-25232-00     |   |                    |                   |
| 5                    | *Washer, Flat   | 12-19044-01     |   |                    |                   |
| 6                    | *Pin, Dowel   | 12-26537-01     |   |                    |                   |
| 7                    | *Ring, Exterr : Retaining                                       | 90-09580-00     |   |                    |                   |
| 8                    | *Holder, (Head Load)  | 74-25225-00     |   |                    |                   |
| 9                    | *Screw, Socket Hd No. 6-32 x 3/8                                | 90-06293-10     |   |                    |                   |
| 10                   | *CABLE ASSEMBLY, WRITE/PROTECT                                  | 70-18834-00     |   |                    |                   |
| 11                   | **Connector, (P1) 3 Pin Housing                                 | 12-18622-20     |   |                    |                   |
| 12                   | **Switch, Upper   | 74-25237-00     |   |                    |                   |
| 13                   | **Switch, Lower   | 74-25238-00     |   |                    |                   |
| 14                   | *Spacer, Switch   | 74-25236-00     |   |                    |                   |
| 15                   | *Screw, Phi Mach Hd No. 4-40 x 1/4                              | 90-00039-16     |   |                    |                   |
| 16                   | *CABLE ASSEMBLY, INDEX  | 70-18835-00     |   |                    |                   |
| 17                   | **Connector, (P1) 2 Pin Housing                                 | 12-18622-12     |   |                    |                   |
| 18                   | **Holder, Plane Head  | 74-25235-00     |   |                    |                   |
| 19                   | *Washer, Flat   | 90-06656-00     |   |                    |                   |
| 20                   | *Screw, Phi Truss Hd No. 6-32 x 5/16                            | 90-06021-03     |   |                    |                   |
| 21                   | *Door, Upper  | 74-25239-00     |   | A                  |                   |
|                      | *Door, Lower  | 74-25239-01     |   | B                  |                   |
|                      | Note: Used on Code applies to this figure only                  |                 |   |                    |                   |
|                      | NFR = NOT FIELD REPAIRABLE                                      |                 |   |                    |                   |

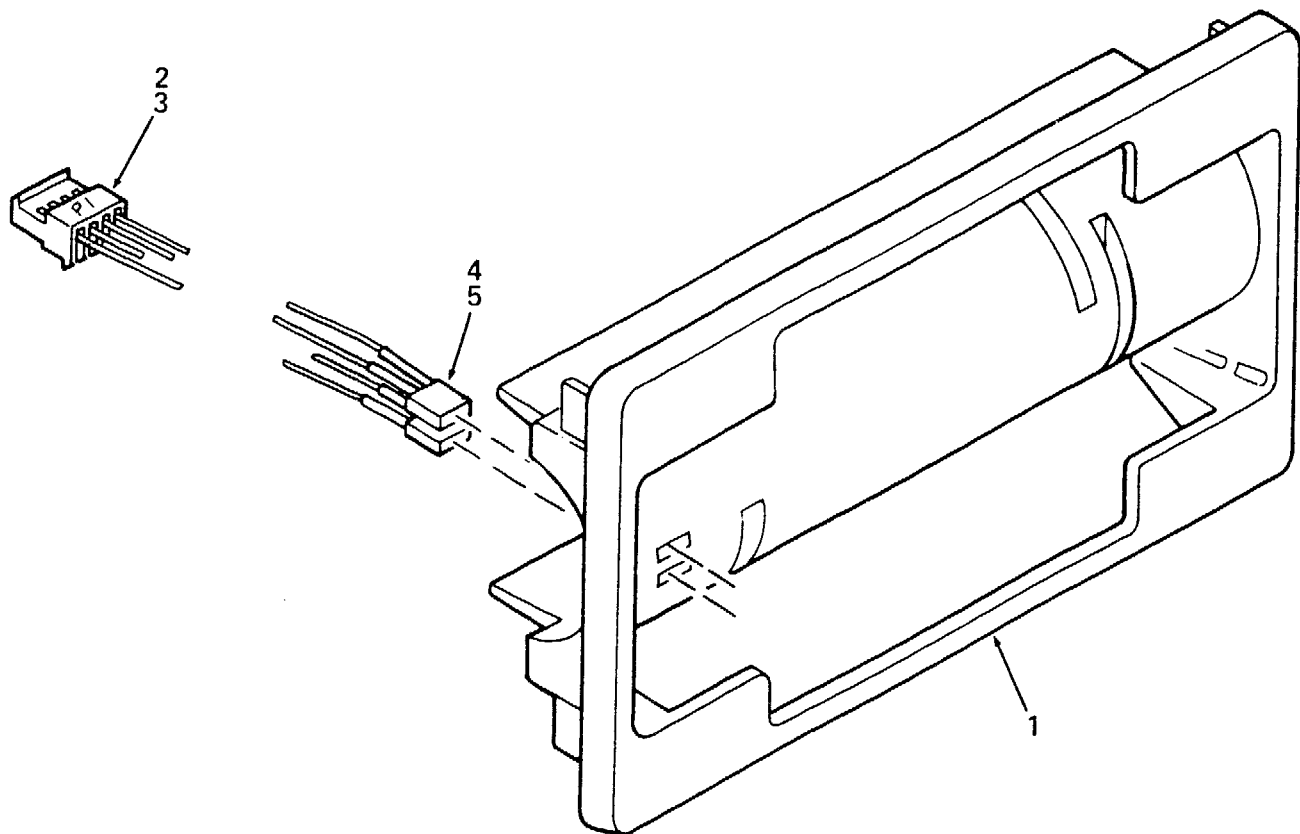
| FIG. 25<br>ITEM<br>NO. | DESCRIPTION                         | DEC<br>PART NO. | ECO<br>CUT-IN<br>70-18442<br>00003 | USED<br>ON<br>CODE | REF<br>FIG<br>NO. |
|------------------------|-------------------------------------|-----------------|------------------------------------|--------------------|-------------------|
| 25-                    | CARRIAGE ASSEMBLY (NFR)             | 70-18442-00     |                                    |                    | 23                |
| 1                      | *Carriage                           | 74-25218-00     |                                    |                    |                   |
| 2                      | *Nut, Bar                           | 74-25248-00     |                                    |                    |                   |
| 3                      | *Arm/Ball Assembly                  | 70-18441-00     |                                    |                    |                   |
| 4                      | *Spacer, Follower Arm               | 74-25226-00     |                                    |                    |                   |
| 5                      | *Screw, Phl Flat Hd NO. 4-40 x 7/16 | 90-00039-14     |                                    |                    |                   |
|                        | NFR = NOT FIELD REPAIRABLE          |                 |                                    |                    |                   |



8500X-25-BD

Figure 25. Carriage Assembly

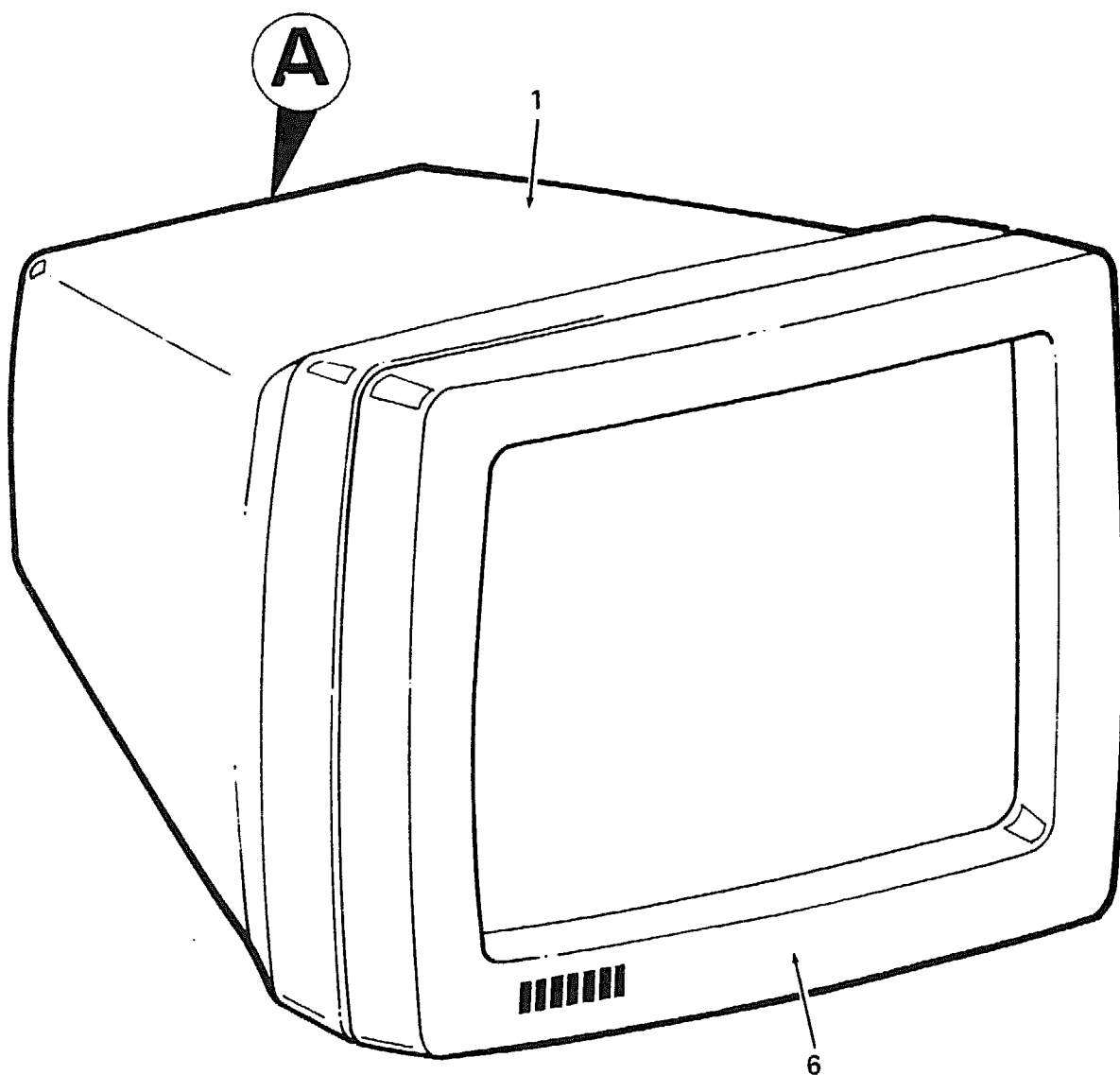
| FIG. &<br>ITEM<br>NO. | DESCRIPTION                     | DEC<br>PART NO. | ECO<br>CUT-IN<br>70-19118<br>00002 | USED<br>ON<br>CODE | REF<br>FIG<br>NO. |
|-----------------------|---------------------------------|-----------------|------------------------------------|--------------------|-------------------|
| 26-                   | BEZEL ASSEMBLY (NFR)            | 70-19118-00     |                                    |                    | 22                |
| 1                     | *Bezel/Label Assembly           | 70-19783-00     |                                    |                    |                   |
| 2                     | *CABLE ASSEMBLY, BEZEL LED      | 70-19041-00     |                                    |                    |                   |
| 3                     | **Connector, (P1) 4 Pin Housing | 12-18622-13     |                                    |                    |                   |
| 4                     | **LED 1.5 MCD @ 25 mA           | 11-16622-00     |                                    |                    |                   |
| 5                     | *Locktite 414                   | 49-01272-00     |                                    |                    |                   |
|                       | NFR = NOT FIELD REPAIRABLE      |                 |                                    |                    |                   |



8500X-26-BD

Figure 26. Bezel Assembly (NFR)

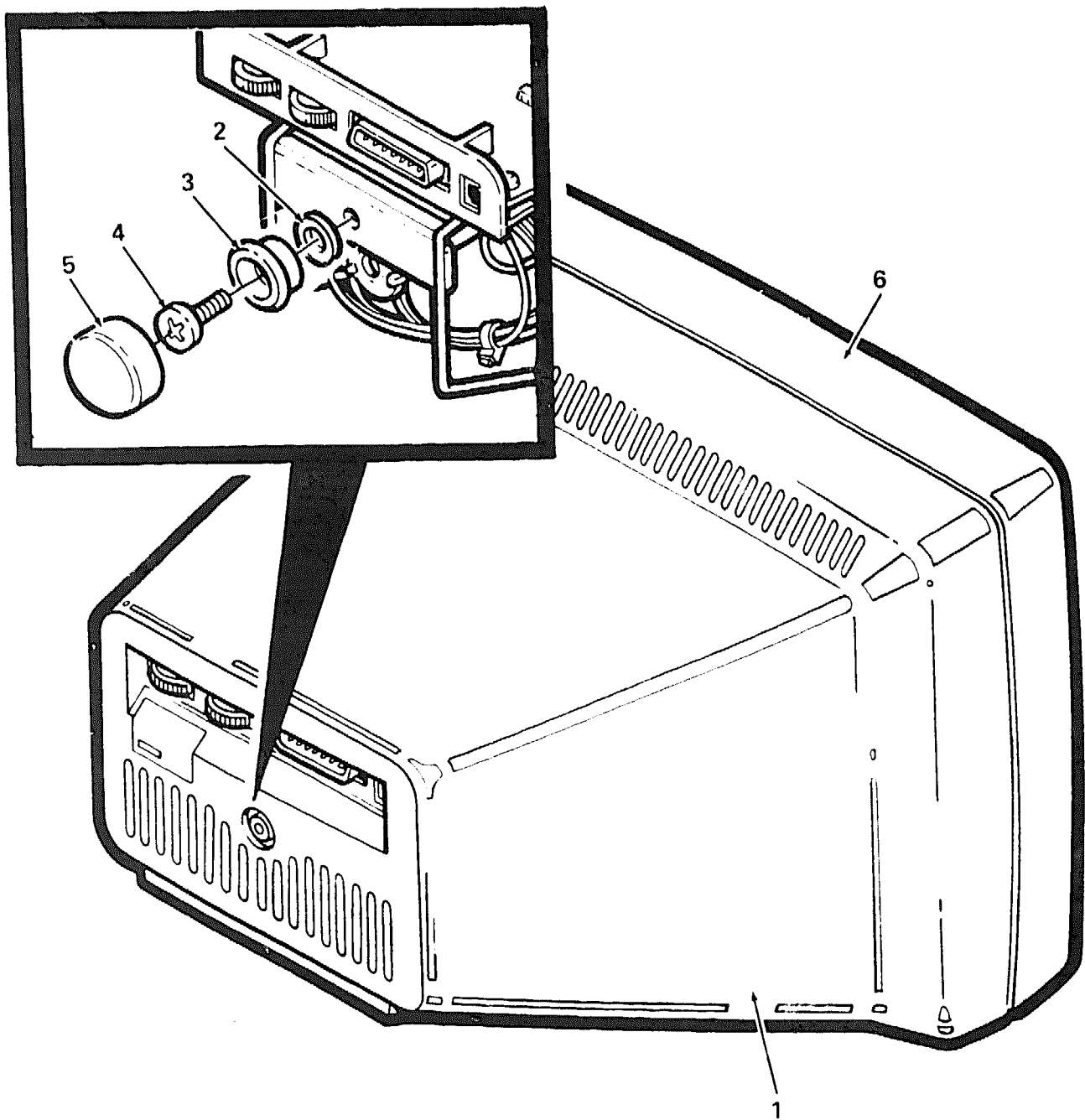
# VR201 MONITOR ASSEMBLY



8500X-27-BD

Figure 27. VR201 Monitor Assembly (Sheet 1 of 2)





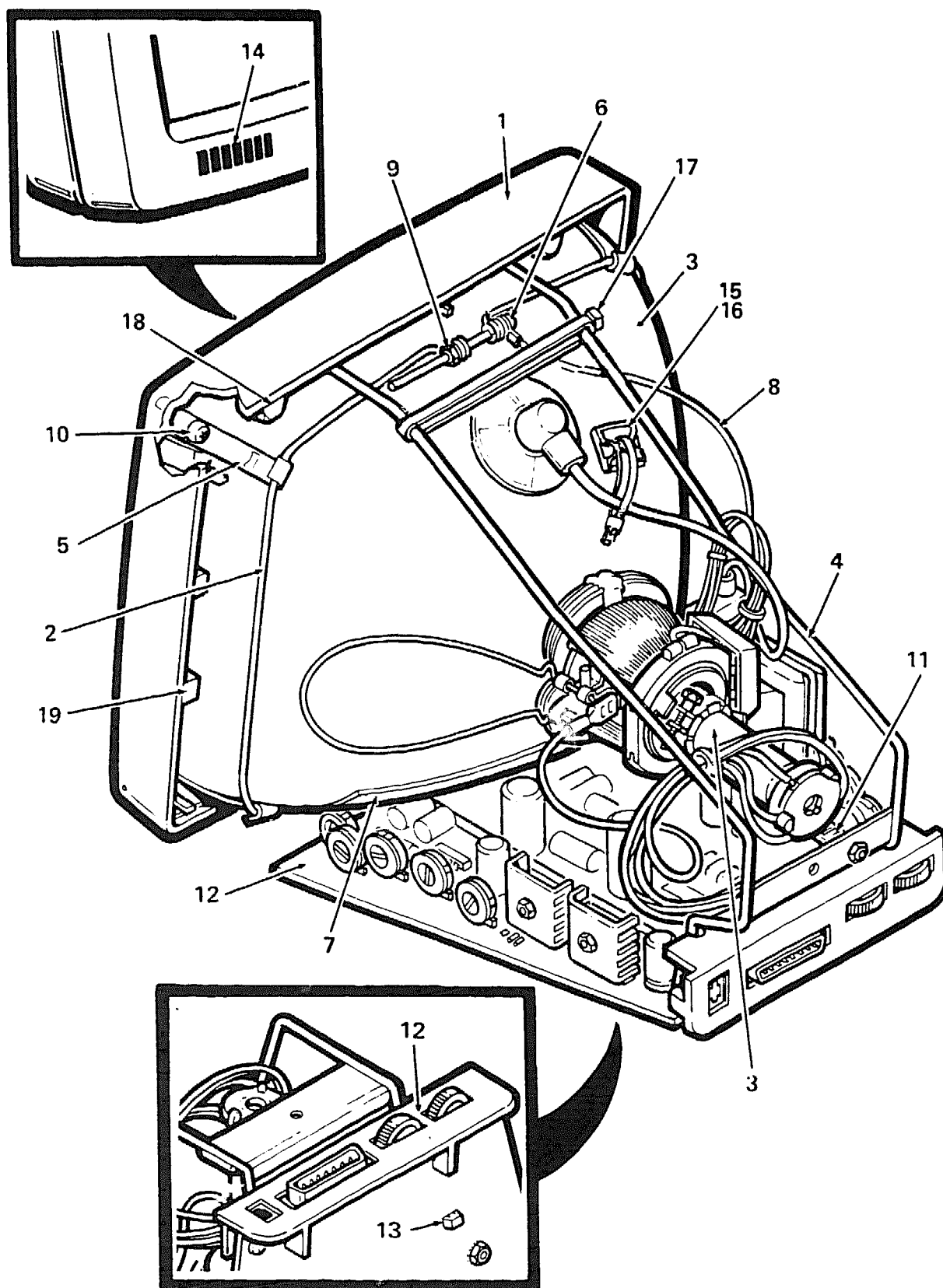
**A**

8500X-27A-BD

Figure 27. VR201 Monitor Assembly (Sheet 2 of 2)

**PARTS LIST**

| FIG.&<br>ITEM<br>NO. | DESCRIPTION                       | DEC<br>PART NO. | H<br>ECO<br>CUT-IN<br>70-18932<br>00008 | USED<br>ON<br>CODE | REF<br>FIG<br>NO. |
|----------------------|-----------------------------------|-----------------|---|--------------------|-------------------|
| 27-                  | MONITOR ASSEMBLY, VR201           | VR201-B         |   |                    | 14                |
| 1                    | *COVER ASSEMBLY, REAR             | 70-19579-00     |   |                    | 29                |
| 2                    | *Washer, Flat No. 6               | 90-06659-00     |   |                    |                   |
| 3                    | *Washer, Plastic                  | 12-20292-01     |   |                    |                   |
| 4                    | *Screw, Phl Pan Hd No. 6-32 x 5/8 | 90-06025-01     |   |                    |                   |
| 5                    | *Cap. Snap Off                    | 12-20293-01     |   |                    |                   |
| 6                    | *BEZEL ASSEMBLY (Green Phosphor)  | 70-19578-01     |   |                    | 28                |

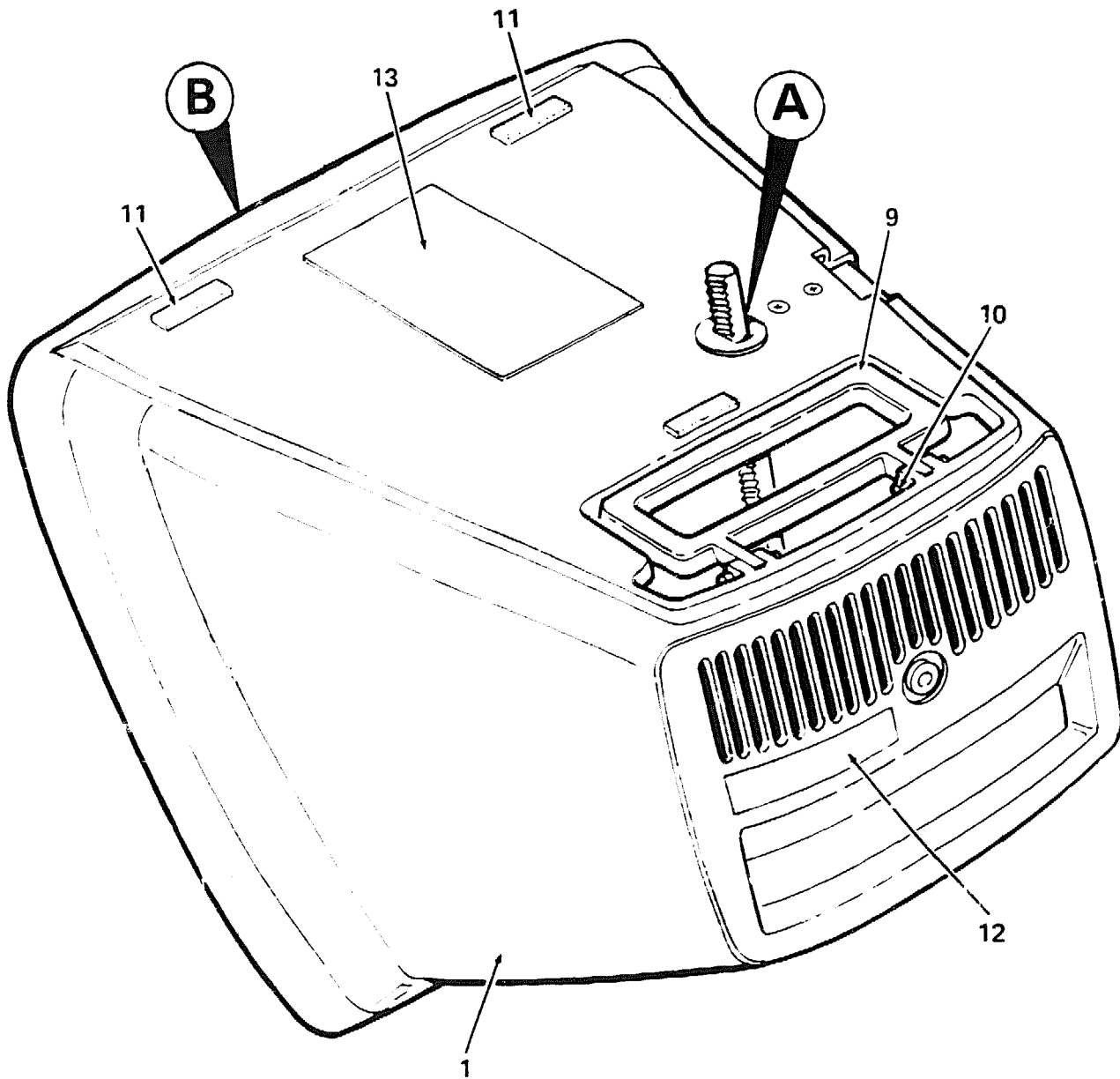


8500X-28-BD

Figure 28. Bezel Assembly (Green Phosphor)

# PARTS LIST

| FIG. &<br>ITEM<br>NO. | DESCRIPTION                             | DEC<br>PART NO. | ECO<br>CUT-IN<br>VR201<br>00008 | USED<br>ON<br>CODE | REF<br>FIG<br>NO. |
|-----------------------|---|-----------------|---------------------------------|--------------------|-------------------|
| 28-                   | BEZEL ASSEMBLY (Green Phosphor)         | 70-19578-01     |                                 |                    | 27                |
| 1                     | *Bezel, CRT                             | 74-26539-01     |                                 |                    |                   |
| 2                     | *Weldment, Wire Form Bracket            | 70-19524-00     |                                 |                    |                   |
| 3                     | *CRT and Yoke Assembly (Green Phosphor) | 70-19722-01     |                                 |                    |                   |
| 4                     | *Weldment, Wire Tension                 | 70-19798-00     |                                 |                    |                   |
| 5                     | *Clip, Spring                           | 74-26542-02     |                                 |                    |                   |
| 6                     | *Screw, Phi Pan Hd No. 6-32 x 2-1/2     | 90-00038-18     |                                 |                    |                   |
| 7                     | *Insulator, CRT                         | 74-27754-01     |                                 |                    |                   |
| 8                     | *Wire Assembly, Ground (10 in.)         | 70-19723-01     |                                 |                    |                   |
| 9                     | *Nut, Ela-Stop                          | 90-08055-00     |                                 |                    |                   |
| 10                    | *Screw, Phi Pan No.6-19 x 1/4 Self Tap  | 90-09800-02     |                                 |                    |                   |
| 11                    | *Wire Assembly, Ground (4 in.)          | 70-19723-00     |                                 |                    |                   |
| 12                    | *BOARD ASSEMBLY, MONITOR                | 70-19584-00     |                                 |                    |                   |
| 13                    | **Fastner, Wire Push Mounting           | 12-20114-01     |                                 |                    |                   |
| 14                    | *Logo, "Digital"                        | 74-27428-01     |                                 |                    |                   |
| 15                    | *Mount, Cable Tie                       | 90-08264-00     |                                 |                    |                   |
| 16                    | *Tie, Cable                             | 90-07880-00     |                                 |                    |                   |
| 17                    | *Tie, Cable                             | 90-09617-00     |                                 |                    |                   |
| 18                    | *Bumper, (Gray)                         | 74-29464-04     |                                 |                    |                   |
| 19                    | *Bumper, (Brown)                        | 74-29464-06     |                                 |                    |                   |

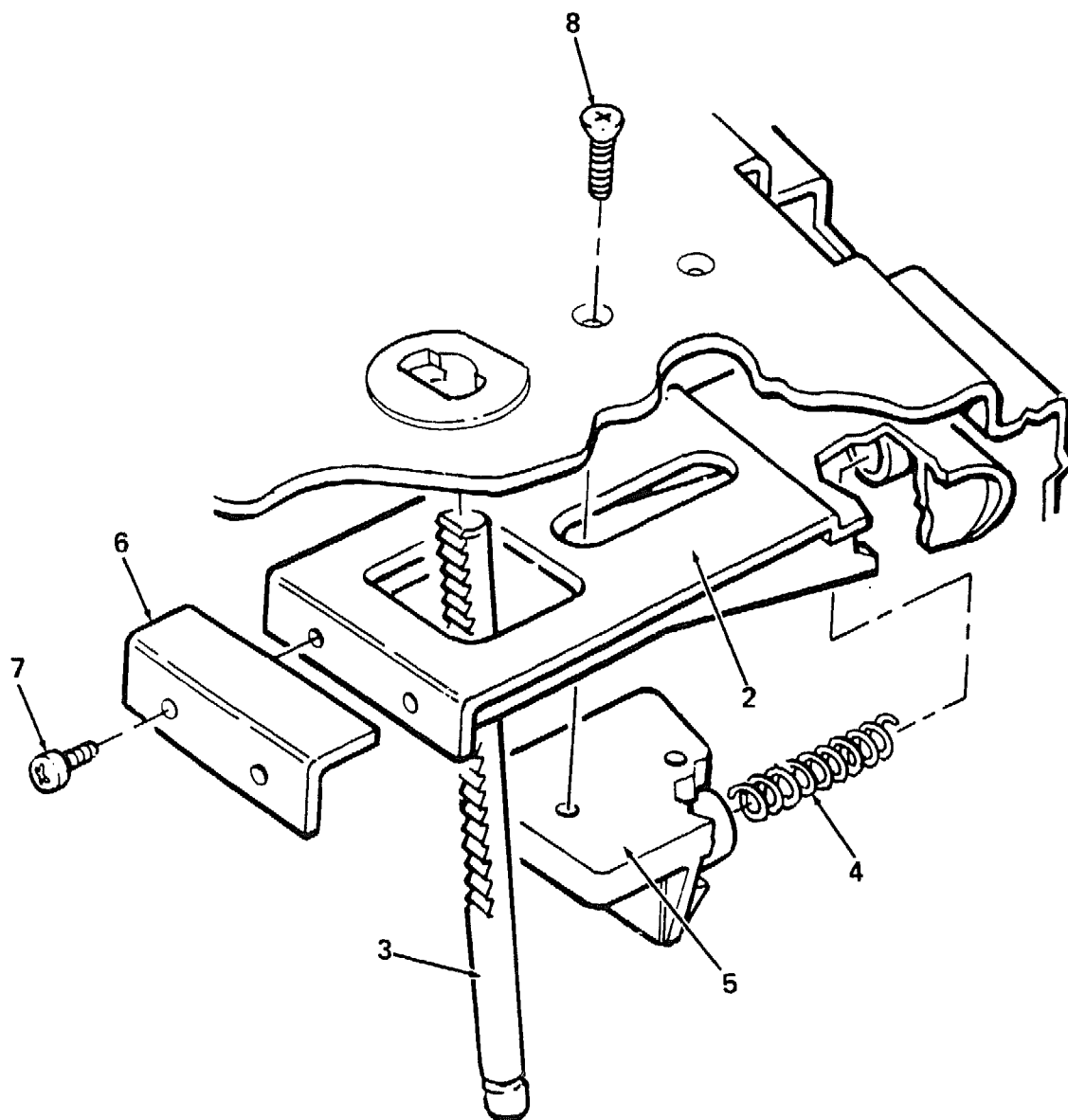


BOTTOM VIEW

8500X-29-BD

Figure 29. Cover Assembly. Rear (Sheet 1 of 3)

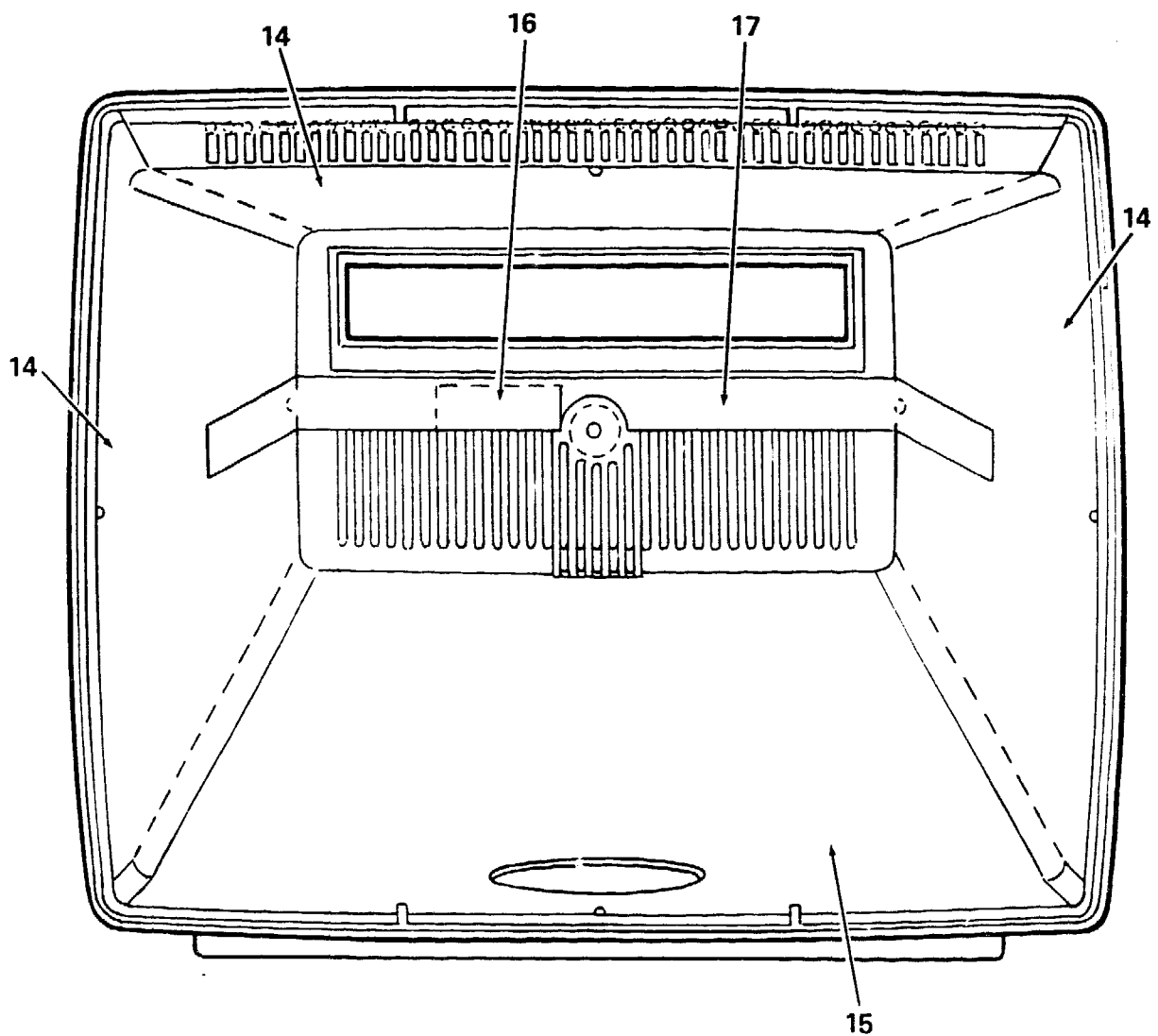
# PARTS LIST



**A**

8500X-29A-BD

Figure 29. Cover Assembly, Rear (Sheet 2 of 3)



**B**

8500X-29E-BD

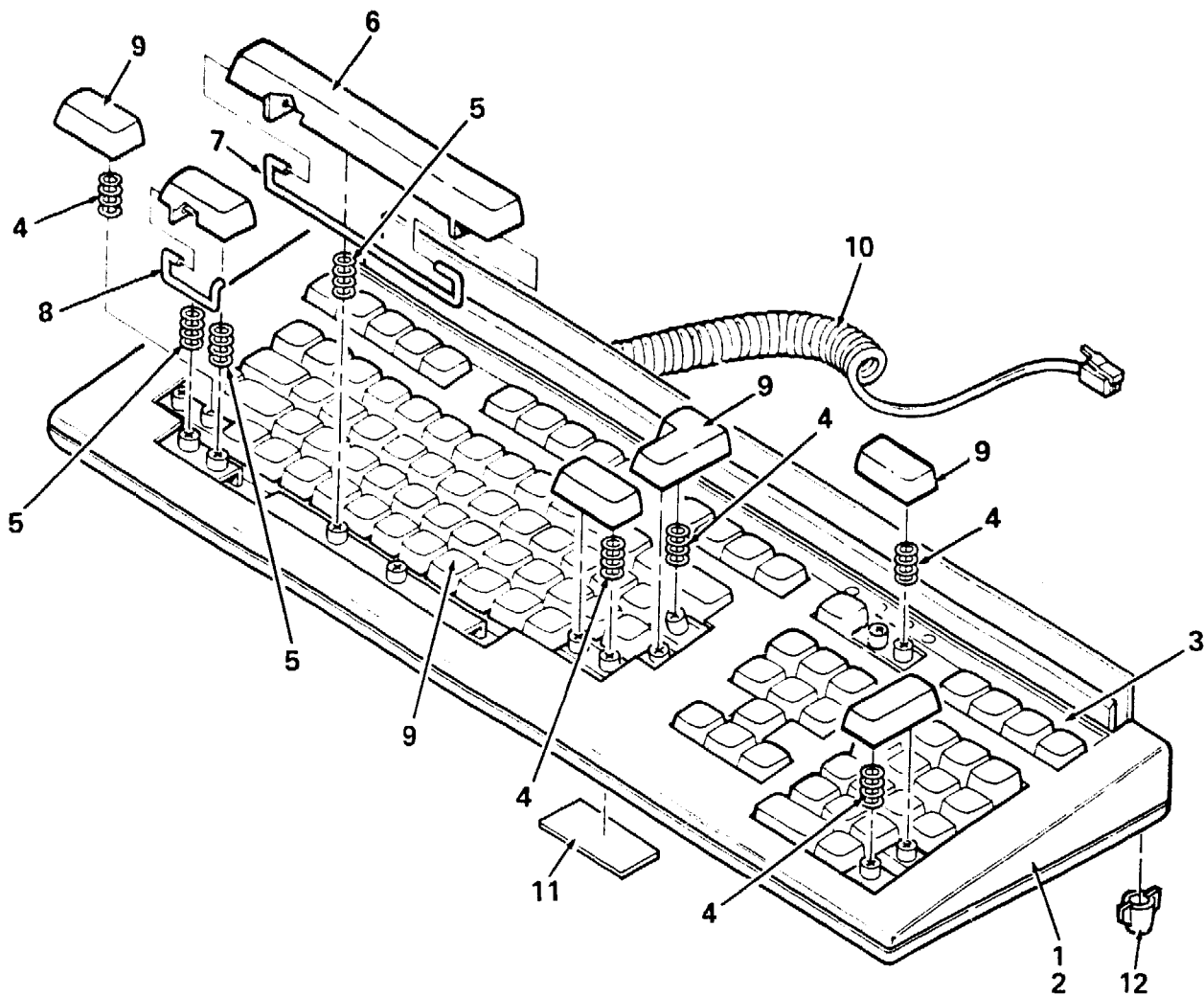
Figure 29. Cover Assembly, Rear (Sheet 3 of 3)

PARTS LIST

| FIG.&<br>ITEM<br>NO. | DESCRIPTION                       | DEC<br>PART NO. | ECO<br>CUT-IN<br>70-19579<br>00003 | USED<br>ON<br>CODE | REF<br>FIG<br>NO. |
|----------------------|-----------------------------------|-----------------|------------------------------------|--------------------|-------------------|
| 29-                  | COVER ASSEMBLY, REAR              | 70-19579-00     |                                    |                    | 27                |
| 1                    | *Cover Assembly, Rear             | 70-19797-01     |                                    |                    |                   |
| 2                    | *Button, Slide                    | 74-26806-01     |                                    |                    |                   |
| 3                    | *Shaft, Tilt                      | 74-26805-01     |                                    |                    |                   |
| 4                    | *Spring, Compression              | 12-20841-01     |                                    |                    |                   |
| 5                    | *Anchor, Tilt Bracket             | 74-26807-01     |                                    |                    |                   |
| 6                    | *Bracket, Slide                   | 74-26808-01     |                                    |                    |                   |
| 7                    | *Screw, Phi Pan Hd No.2-56 x 1/4  | 90-10421-01     |                                    |                    |                   |
| 8                    | *Screw, Flat Hd Phi No.6-32 x 3/8 | 90-10158-04     |                                    |                    |                   |
| 9                    | *Handle                           | 74-26809-01     |                                    |                    |                   |
| 10                   | *Pin, Roll                        | 90-06518-00     |                                    |                    |                   |
| 11                   | *Bumper Strip                     | 12-18949-00     |                                    |                    |                   |
| 12                   | *Label, "Serial No."              | 36-20216-01     |                                    |                    |                   |
| 13                   | *Label, "Regulations"             | 36-20217-01     |                                    |                    |                   |
| 14                   | *Shield, Top Copper (1 Piece)     | 74-29894-02     |                                    |                    |                   |
| 15                   | *Shield, Bottom Copper            | 74-27817-02     |                                    |                    |                   |
| 16                   | *Bumper                           | 12-20842-01     |                                    |                    |                   |
| 17                   | *Shield, Copper Strap             | 74-27818-02     |                                    |                    |                   |
|                      | LABELS (Not Shown)                |                 |                                    |                    |                   |
|                      | *Label, "Serial" (Taiwan)         | 36-20216-01     |                                    |                    |                   |
|                      | *Label, "Serial" (Hong Kong)      | 36-20216-02     |                                    |                    |                   |
|                      | *Label, "Serial" (Hong Kong)      | 36-20216-03     |                                    |                    |                   |
|                      | *Label, "Serial" (Spain)          | 36-20216-04     |                                    |                    |                   |



# LK201 KEYBOARD ASSEMBLY

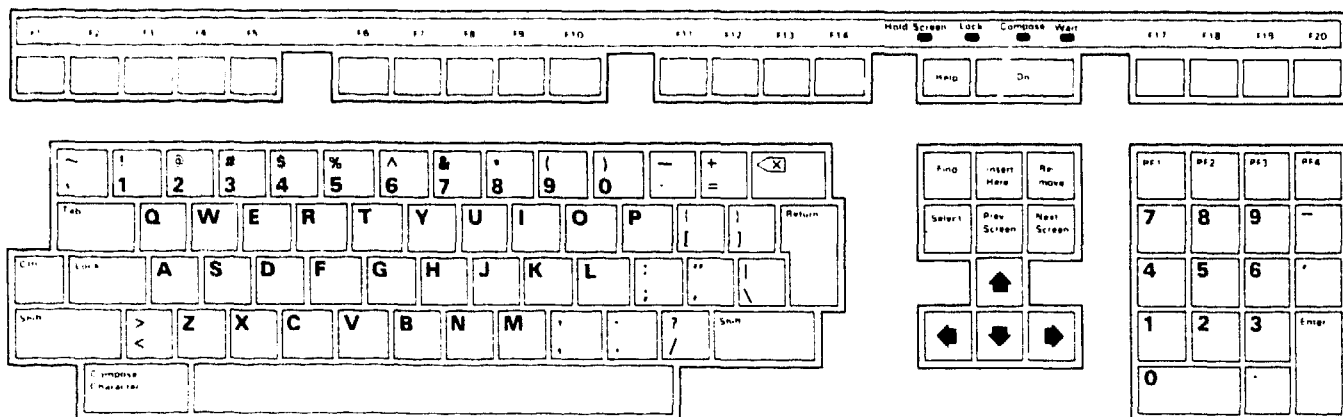


8500X-30-BD

Figure 30. Keyboard Assembly, LK201 (Sheet 1 of 2)

## PARTS LIST

IPB-8500X

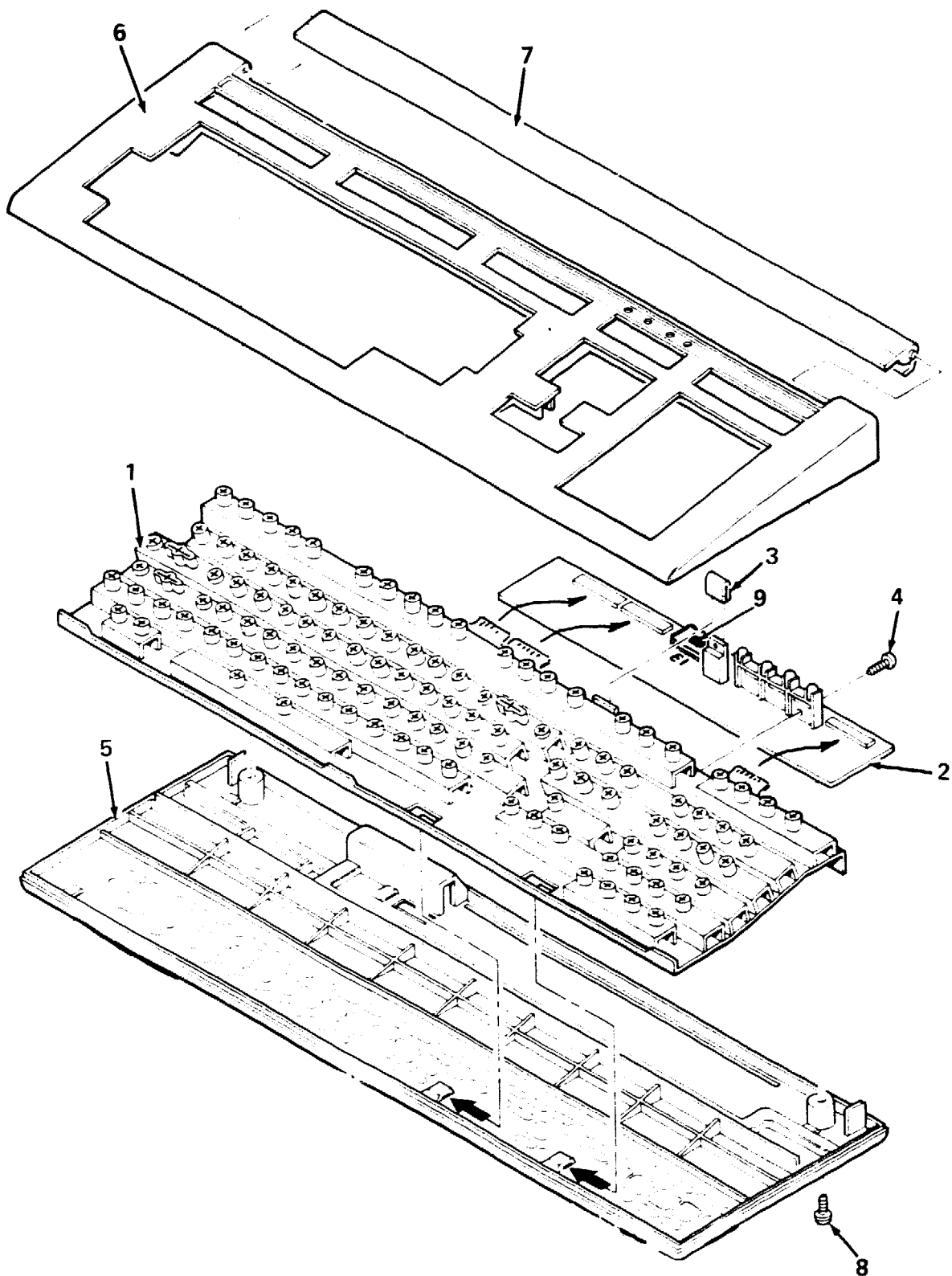


LK201-AA,  
70-19005-53  
AMERICAN

8500X-30A-BD

Figure 30. Keyboard Assembly, LK201 (Sheet 2 of 2)

| FIG. &<br>ITEM<br>NO. | DESCRIPTION   | DEC<br>PART NO. | ECO<br>CUT-IN<br>LK201<br>00023 | USED<br>ON<br>CODE | REF<br>FIG<br>NO. |
|-----------------------|---|-----------------|---------------------------------|--------------------|-------------------|
| 30-                   | KEYBOARD ASSEMBLY, LK201 (w/USA Keycaps)            | LK201-AA        |                                 |                    | 14                |
| 1                     | *KEYBOARD ASSEMBLY                                  | 70-23983-AA     |                                 |                    |                   |
| 2                     | **KEYBOARD ASSEMBLY                                 | 70-18416-00     |                                 |                    | 31                |
| 3                     | *Label, Adhesive (American)                         | 36-20219-01     |                                 |                    |                   |
| 4                     | **Spring, Compression                               | 12-20374-01     |                                 |                    |                   |
| 5                     | **Spring, Compression                               | 12-20374-02     |                                 |                    |                   |
| 6                     | **Space Bar (Low Profile)<br>(replaces 74-26051-00) | 74-28773-01     | 00024                           |                    |                   |
| 7                     | **Equalizer, Space Bar                              | 74-27103-01     |                                 |                    |                   |
| 8                     | **Equalizer, Double Key                             | 74-26989-01     |                                 |                    |                   |
| 9                     | **Keycap Set w/USA (replaces 70-19005-53)           | 70-21081-53     | 00024                           |                    |                   |
| 10                    | **Cable Assembly, CT150 Keyboard                    | 17-00294-00     |                                 |                    |                   |
| 11                    | **Label, "Serial Regulator"                         | 36-20312-01     |                                 |                    |                   |
| 12                    | **Foot, 5 Degree Slope                              | 74-27577-01     |                                 |                    |                   |
|                       | ITEM (Not Shown)                                    |                 |                                 |                    |                   |
|                       | **Power Cord (See Note)                             | 17-00083-09     |                                 |                    |                   |
|                       | Note: Shipped as a Loose Piece.                     |                 |                                 |                    |                   |
|                       | LABEL (Not Shown)                                   |                 |                                 |                    |                   |
|                       | **Label "Cable Caution, LK201"                      | 36-23798-01     |                                 |                    |                   |



8500X-31-BD

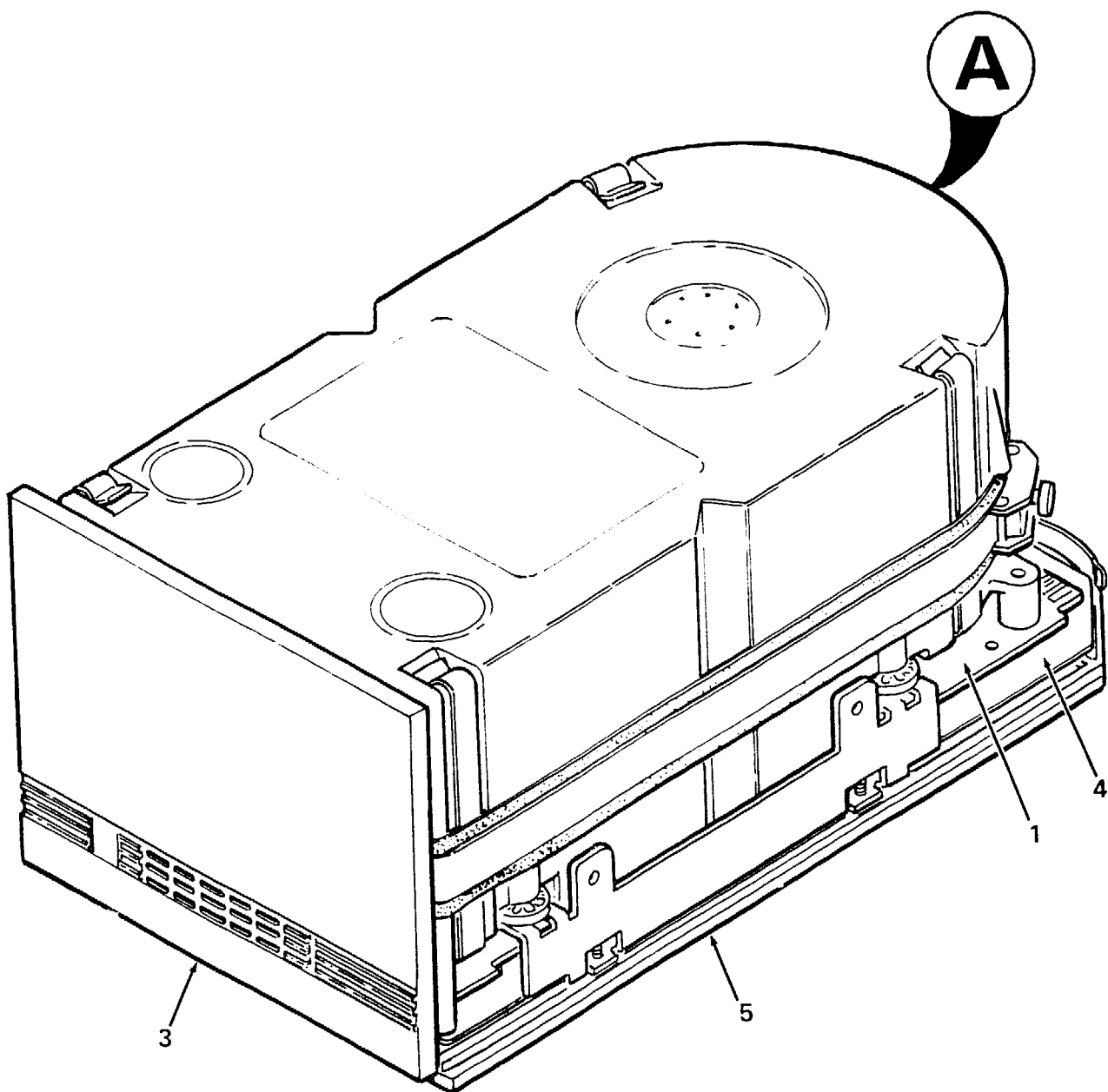
Figure 31. Keyboard Assembly

PARTS LIST

IPB-8500X

| FIG.&<br>ITEM<br>NO. | DESCRIPTION                              | DEC<br>PART NO. | ECO<br>CUT-IN<br>LK201<br>00006 | USED<br>ON<br>CODE | REF<br>FIG<br>NO. |
|----------------------|--|-----------------|---------------------------------|--------------------|-------------------|
| 31-                  | KEYBOARD ASSEMBLY                        | 70-18416-00     |                                 |                    | 30                |
| 1                    | *Keyboard Chassis Assembly               | 70-19004-00     |                                 |                    |                   |
| 2                    | *Module, LK201CR (replaces 54-15148-00)  | 54-16941-01     | 00032                           |                    |                   |
| 3                    | *Clip, "U" (deleted)                     | 90-10388-01     | 00032                           |                    |                   |
| 4                    | *Screw, Phi Pan Hd No. 4-40 x 5/16       | 90-10089-00     |                                 |                    |                   |
| 5                    | *Enclosure, Bottom Keyboard              | 70-21300-01     |                                 |                    |                   |
| 6                    | *Enclosure, Top Keyboard                 | 74-26053-00     |                                 |                    |                   |
| 7                    | *Door, Transparent Keyboard deleted)     | 74-26222-03     | 00025                           |                    |                   |
| 8                    | *Screw, Slotted Hex Hd No. 6-32 x 5/16   | 90-10386-01     |                                 |                    |                   |
| 9                    | *Micro Processor, (E1) No.8051 (deleted) | 23-004MI-00     | 00032                           |                    |                   |

RD52-A  
DISK  
DRIVE



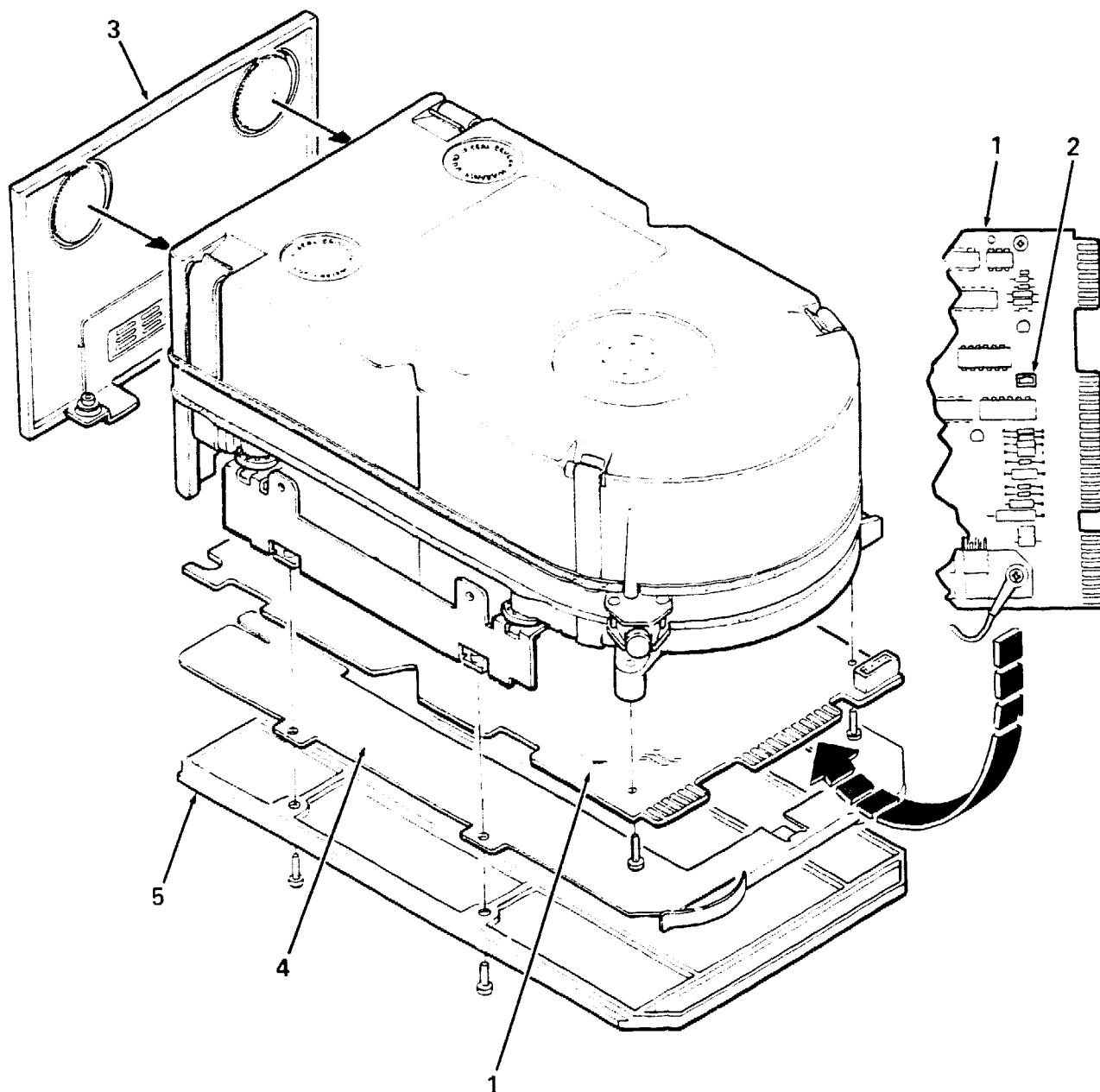
8500X-32-BD

Figure 32. Disk Drive Assembly, RD52 (deleted) (Sheet 1 of 2)

PARTS LIST







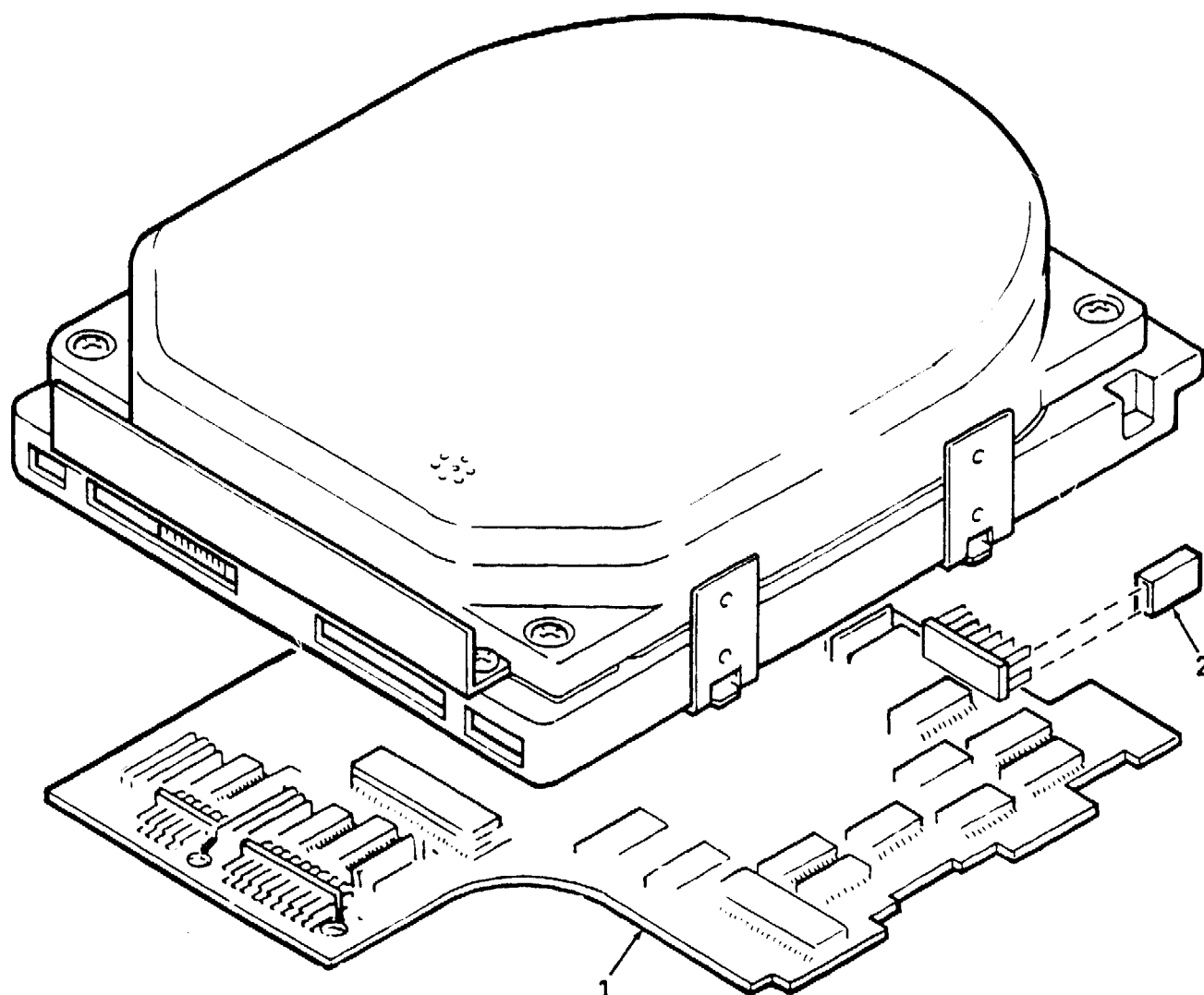
**A**

8500X-32A-BD

Figure 32. Disk Drive Assembly. RD52 (deleted) (Sheet 2 of 2)

| FIG. &<br>ITEM<br>NO. | DESCRIPTION  | DEC<br>PART NO. | A<br>ECO<br>CUT-IN<br>RD52-A<br>00000 | USED<br>ON<br>CODE | REF<br>FIG<br>NO. |
|-----------------------|--|-----------------|---------------------------------------|--------------------|-------------------|
| 32-                   | DISK DRIVE ASSEMBLY, RD52<br>(deleted)                     | RD52-A          | PC38N<br>00003                        |                    | 14                |
| 1                     | *Module, Main PCB  | 29-24992-00     |                                       |                    |                   |
| 2                     | *Plug Jumper   | 12-14314-00     |                                       |                    |                   |
| 3                     | *Bezel Assembly  | 29-24993-00     |                                       |                    |                   |
| 4                     | *Clip, Ground  | 74-28201-01     |                                       |                    |                   |
| 5                     | *Plate, Slide  | 74-25652-01     |                                       |                    |                   |
|                       | NOTE: DO ORDER REPLACEMENT DRIVE<br>USE PART NUMBER RD52-A |                 |                                       |                    |                   |

| FIG.&<br>ITEM<br>NO. | DESCRIPTION                       | DEC<br>PART NO. | ECO<br>CUT-IN<br>RD32<br>00000 | USED<br>ON<br>CODE | REF<br>FIG<br>NO. |
|----------------------|-----------------------------------|-----------------|--------------------------------|--------------------|-------------------|
| 32A-                 | DISK DRIVE ASSEMBLY, RD32 (added) | RD32-EA         | PC38N<br>00003                 |                    | 14                |
| 1                    | *Device PCB                       | 29-26244-00     |                                |                    |                   |
| 2                    | *Jumper                           | 12-14314-00     |                                |                    |                   |
|                      |                                   |                 |                                |                    | Ω                 |



8500X-32B-BD

Figure 32A. Disk Drive Assembly, RD32



**VAX 8500/30/50 SYSTEM SORT BY DEC PART NUMBER**

| <b>PART NO.</b> | <b>DESCRIPTION</b>                             | <b>FIG NO.</b> | <b>ITEM NO.</b> |
|-----------------|--|----------------|-----------------|
| 11-16622-00     | LED 1.5 MCD @ 25 mA                            | 26             | 4               |
| 12-05303-01     | Lamp. Devices Pilot (replaces 12-05303-00)     | 5              | 10              |
| 12-10263-01     | Guard. Finger                                  | 21             | 3               |
| 12-11537-00     | Connector, 7 Pin                               | 5              | 9               |
| 12-12167-00     | Connector, (P1,P2) 3 Pin Mate-N-Lok            | 11             | 1               |
| 12-12167-06     | Connector, (P5) 6 Pin Mate-N-Lok               | 11             | 3               |
| 12-12169-00     | Terminal, (P1,P2) Pin Contact                  | 11             | 2               |
| 12-12170-01     | Terminal, (P5) Socket Contact                  | 11             | 4               |
| 12-13185-03     | Fan, 4-1/2 in. 70 CFM                          | 21             | 2               |
| 12-13756-07     | Ground Strap                                   | 4              | 6               |
| 12-13756-07     | Ground Strap                                   | 3              | 6               |
| 12-14157-06     | Connector, 3 Position Power Receptacle (added) | 6              | 40              |
| 12-14157-06     | Connector, Power RCPT (250V 6A) (added)        | 5              | 45              |
| 12-14314-00     | Plug Jumper                                    | 32             | 2               |
| 12-14314-00     | Jumper   | 32A            | 2               |
| 12-14574-02     | Relief, Strain (replaces 12-14574-03)          | 5              | 21              |
| 12-14574-03     | Relief, Strain (replaces 12-14574-05)          | 6              | 15              |
| 12-16734-00     | Cap Assembly                                   | 5              | 5               |
| 12-16901-04     | Switch, Slide 5A (SW2) (replaces 12-16901-00)  | 21             | 14              |
| 12-17051-04     | Switch, (SW1) Rocker 16A                       | 21             | 8               |
| 12-17567-00     | Card Edge (3 Pin)                              | 2              | 59              |
| 12-17567-00     | Card Edge (3 Pin)                              | 2A             | 59              |
| 12-18622-12     | Connector, (P1) 2 Pin Housing                  | 24             | 17              |
| 12-18622-13     | Connector, (P1) 4 Pin Housing                  | 26             | 3               |
| 12-18622-20     | Connector, (P1) 3 Pin Housing                  | 24             | 11              |
| 12-18677-00     | Motor, 12 Vdc                                  | 23             | 1               |
| 12-18835-00     | Belt, Woven                                    | 23             | 7               |
| 12-18949-00     | Bumper Strip                                   | 29             | 11              |
| 12-19044-01     | Washer, Flat                                   | 24             | 5               |
| 12-19046-00     | Filter, Line EMI/RFI 16A 47-63 Hz              | 21             | 10              |
| 12-19245-00     | Battery Pack 3.75V                             | 16             | 10              |
| 12-19526-01     | Thermistor, Temperature Mtg. Pkg.              | 2A             | 14              |
| 12-19526-01     | Thermistor, Temperature Mtg. Pkg.              | 2              | 14              |
| 12-19534-01     | Screw, Captive No. 4-40                        | 10             | 6               |
| 12-19912-01     | Circuit Breaker, 6.0A 250V                     | 6              | 31              |
| 12-19912-01     | Circuit Breaker, 6A                            | 21             | 13              |
| 12-19912-01     | Circuit Breaker, 6.0A 250V (added)             | 5              | 28              |
| 12-19914-01     | Spring, Compression                            | 18             | 6               |
| 12-20113-01     | Spring, Compression                            | 15             | 10              |
| 12-20114-01     | Fastner, Wire Push Mounting                    | 28             | 13              |
| 12-20203-01     | Hinge Assembly (LH)                            | 3              | 3               |
| 12-20203-02     | Hinge Assembly (RH)                            | 4              | 3               |
| 12-20292-01     | Washer, Plastic                                | 27             | 3               |
| 12-20293-01     | Cap, Snap Off                                  | 27             | 5               |

\*\*\*NOTE\*\*\*

When the description includes "added" or "deleted", ALWAYS refer to the figure parts list for the latest related part description.

VAX 8500/30/50 SYSTEM SORT BY DEC PART NUMBER

| PART NO.    | DESCRIPTION  | FIG NO. | ITEM NO. |
|-------------|--|---------|----------|
| 12-20374-01 | Spring, Compression  | 30      | 4        |
| 12-20374-02 | Spring, Compression  | 30      | 5        |
| 12-20580-01 | Shield, EMI/RFI  | 20      | 9        |
| 12-20841-01 | Spring, Compression  | 29      | 4        |
| 12-20842-01 | Bumper   | 29      | 16       |
| 12-20933-01 | Thumbscrew, No. 4-40 x 3/8                                   | 16      | 9        |
| 12-20934-01 | Thumbscrew, No. 4-40 x 5/8                                   | 16      | 7        |
| 12-21126-01 | Holder, Fuse   | 5       | 11       |
| 12-21126-03 | Carrier, Fuse  | 5       | 13       |
| 12-21155-01 | Connector, Type D (added)                                    | 10      | 7        |
| 12-21535-01 | Clip, Nylon  | 7       | 6        |
| 12-22246-01 | Connector Assembly, I/O Transition<br>(replaces 70-22128-01) | 9       | 6        |
| 12-22570-01 | Ball, Rubber   | 23      | 17       |
| 12-22573-02 | Fuse, 30A, 600V  | 6       | 7        |
| 12-22805-02 | Sensor, Air Flow w/LED                                       | 2A      | 12       |
| 12-22805-02 | Sensor, Air Flow w/LED                                       | 2       | 12       |
| 12-23034-05 | Filter, Air  | 2       | 44       |
| 12-23034-05 | Filter, Air  | 2A      | 44       |
| 12-23079-02 | Bumper, Door Stop  | 2       | 54       |
| 12-23079-02 | Bumper, Door Stop  | 2A      | 54       |
| 12-23555-03 | Filter Assembly, Line (replaces 12-21258-02)                 | 5       | 14       |
| 12-23555-03 | Filter, Power Bus  | 6       | 8        |
| 12-23701-01 | Plug, ID #1  | 1       | 16       |
| 12-23701-01 | Plug, Node ID #1   | 1A      | 33       |
| 12-23701-16 | Plug, ID #0  | 1       | 17       |
| 12-23701-16 | Plug, Node ID #0   | 1A      | 33       |
| 12-23701-18 | Kit, Plug ID   | 1       | 18       |
| 12-23701-18 | Node Plug Kit  | 1A      | 33       |
| 12-24023-01 | Cable Assembly w/Wrist Strap                                 | 1A      | 34       |
| 12-24023-01 | Cable Assembly w/Wrist Strap                                 | 1       | 32       |
| 12-24095-01 | Latch, Offset  | 4       | 2        |
| 12-24095-01 | Latch, Offset  | 3       | 2        |
| 12-24625-01 | Blower, Forward Curved                                       | 7       | 29       |
| 12-24788-01 | Strain Relief  | 11      | 5        |
| 12-24788-02 | Strain Relief  | 11      | 7        |
| 12-25007-01 | Connector, Type D 25 pin (added)                             | 10      | 8        |
| 12-25185-01 | Filter, Line 120/208V, 12 A, 50/60Hz                         | 5       | 34       |
| 12-25286-02 | Circuit Breaker 120V (replaces 12-25286-01)                  | 13      | 12       |
| 12-25469-01 | Grommet  | 2A      | 32       |
| 12-25469-01 | Grommet  | 2       | 32       |
| 12-25471-02 | Circuit Breaker, 20.0A, 240V (replaces 12-25471-01)          | 5       | 44       |
| 12-25550-02 | Circuit Breaker, 11.0A, 480V (replaces 12-25550-01)          | 6       | 22       |

\*\*\*NOTE\*\*\*

When the description includes "added" or "deleted", ALWAYS refer to the figure parts list for the latest related part description.

VAX 8500/30/50 SYSTEM SORT BY DEC PART NUMBER

| PART NO.    | DESCRIPTION                                   | FIG NO. | ITEM NO.  |
|-------------|---|---------|-----------|
| 12-25633-01 | Fuse Block, 30A                               | 6       | 6         |
| 12-25961-01 | Pad, Foam                                     | 2A      | 52        |
| 12-25961-01 | Pad, Foam                                     | 2       | 52        |
| 12-26306-01 | Filter, Power Line 9A                         | 6       | 29        |
| 12-26339-01 | Keys (added)                                  | 1A      | Not Shown |
| 12-26339-01 | Keys, Cabinet Door (added)                    | 1       | Not Shown |
| 12-26354-01 | Spring, Compression                           | 7       | 24        |
| 12-26355-01 | Filter Assembly, Line                         | 5       | 17        |
| 12-26355-02 | Filter Assembly, Line                         | 6       | 11        |
| 12-26537-01 | Pin, Dowel                                    | 24      | 6         |
| 16-24764-01 | Transformer, P=6kV 50/60Hz                    | 1       | 35        |
| 16-24764-01 | Transformer, P=6kV 50/60Hz                    | 1A      | 6         |
| 16-25480-01 | Transformer                                   | 13      | 9         |
| 17-00045-00 | Cord, Power                                   | 11      | 9         |
| 17-00083-09 | Power Cord                                    | 30      | Not Shown |
| 17-00280-00 | Cable Assembly                                | 15      | 8         |
| 17-00283-00 | Cable Assembly, Video                         | 15      | 12        |
| 17-00285-00 | Cable Assembly                                | 15      | 6         |
| 17-00294-00 | Cable Assembly, CT150 Keyboard                | 30      | 10        |
| 17-00300-00 | Cable Assembly, Printer                       | 15      | Not Shown |
| 17-00342-02 | Cable Assembly, Power                         | 15      | 7         |
| 17-00365-03 | Cable Assembly (BBU J22 to H405 J5) (added)   | 1A      | Not Shown |
| 17-00365-03 | Cable Assembly (BBU J22 to H405-A J5) (added) | 1       | Not Shown |
| 17-00404-01 | Cable Assembly, 62 Pin (Not Shown)            | 14      | 10        |
| 17-00442-17 | Cord Assembly, Power                          | 1A      | 4         |
| 17-00442-17 | Cord Assembly, Power                          | 1       | 13        |
| 17-00555-01 | Cable Assembly, 55 Ohm                        | 2A      | Not Shown |
| 17-00555-01 | Cable Assembly, 55 Ohm                        | 2       | Not Shown |
| 17-00652-01 | Cable Assembly, CPU/MEM Jumper                | 2       | Not Shown |
| 17-00652-01 | Cable Assembly, Jumper CPU/MEM                | 2A      | Not Shown |
| 17-00765-01 | Harness Assembly, Wire                        | 2       | 56        |
| 17-00765-01 | Harness Assembly, Wire                        | 2A      | 56        |
| 17-01081-01 | Harness Assembly                              | 2       | 23        |
| 17-01081-01 | Harness Assembly, Wire                        | 2A      | 23        |
| 17-01124-01 | Harness Assembly                              | 1       | Not Shown |
| 17-01130-01 | HARNESS ASSEMBLY, BLOWER POWER (deleted)      | 11      | N/A       |
| 17-01130-01 | HARNESS ASSEMBLY, BLOWER POWER (deleted)      | 2A      | 61        |
| 17-01130-01 | Harness Assembly, Blower Power                | 2       | Not Shown |
| 17-01131-02 | Cable Assembly (BBU J19 to SPC J13) (added)   | 1A      | Not Shown |
| 17-01131-02 | Cable Assembly (BBU J19 to SPC J13) (added)   | 1       | Not Shown |
| 17-01132-01 | Harness Assembly                              | 1       | Not Shown |
| 17-01132-01 | Harness Assembly                              | 1A      | Not Shown |
| 17-01133-01 | Harness Assembly, Wire (deleted)              | 2A      | Not Shown |
| 17-01133-01 | HARNESS ASSEMBLY, BLOWER POWER (deleted)      | 2       | 61        |

\*\*\*NOTE\*\*\*

When the description includes "added" or "deleted", ALWAYS refer to the figure parts list for the latest related part description.

**VAX 8500/30/50 SYSTEM SORT BY DEC PART NUMBER**

| <b>PART NO.</b> | <b>DESCRIPTION</b>                                 | <b>FIG NO.</b> | <b>ITEM NO.</b> |
|-----------------|--|----------------|-----------------|
| 17-01134-01     | Harness Assembly Wire (added)                      | 1              | Not Shown       |
| 17-01134-01     | Harness Assembly                                   | 1A             | Not Shown       |
| 17-01144-01     | Harness Assembly, Wire                             | 2A             | Not Shown       |
| 17-01144-01     | Harness Assembly, Wire                             | 2              | Not Shown       |
| 17-01145-01     | Harness Assembly, Wire                             | 2              | Not Shown       |
| 17-01145-01     | Harness Assembly, Wire                             | 2A             | Not Shown       |
| 17-01148-01     | Cable Assembly, EMM Signal                         | 2A             | Not Shown       |
| 17-01148-01     | Cable Assembly, EMM Signal                         | 2              | Not Shown       |
| 17-01159-02     | Cable Assembly (BBU J18 to SPC J14) (added)        | 1              | Not Shown       |
| 17-01159-02     | Cable Assembly (BBU J18 to SPC J14) (added)        | 1A             | Not Shown       |
| 17-01166-01     | Bus Bar, CPU Power Distribution                    | 2              | 62              |
| 17-01166-01     | Bus Bar, CPU Power Distribution                    | 2A             | 62              |
| 17-01172-01     | Cable Assembly, 75 Ohm                             | 2A             | Not Shown       |
| 17-01172-01     | Cable Assembly, 75 Ohm                             | 2              | Not Shown       |
| 17-01176-01     | Cable Assembly, Ground Jumper                      | 7              | 34              |
| 17-01178-01     | Harness Assembly, Wire                             | 2              | Not Shown       |
| 17-01178-01     | Harness Assembly, Wire                             | 2A             | Not Shown       |
| 17-01179-01     | Harness Assembly, Wire                             | 2A             | Not Shown       |
| 17-01179-01     | Harness Assembly, Wire                             | 2              | Not Shown       |
| 17-01180-01     | Harness Assembly, Wire                             | 2              | Not Shown       |
| 17-01180-01     | Harness Assembly, Wire                             | 2A             | Not Shown       |
| 17-01198-01     | Harness Assembly                                   | 1A             | 5               |
| 17-01198-01     | Harness Assembly                                   | 1              | 14              |
| 17-01210-01     | Harness Assembly, Wire                             | 2              | Not Shown       |
| 17-01210-01     | Harness Assembly, Wire                             | 2A             | Not Shown       |
| 17-01219-01     | Cable Assembly, Flat                               | 2              | Not Shown       |
| 17-01219-01     | Cable Assembly, Flat                               | 2A             | Not Shown       |
| 17-01225-01     | Harness Assembly, Wire 75 Ohm (deleted)            | 2A             | Not Shown       |
| 17-01225-01     | Harness Assembly, Wire 75 Ohm (deleted)            | 2              | Not Shown       |
| 17-01294-01     | Cord Assembly, Power                               | 5              | 20              |
| 17-01295-01     | Harness Assembly, 5 Conductor 15' Unshielded Power | 6              | 14              |
| 17-01333-01     | Cable Assembly, Jumper                             | 5              | Not Shown       |
| 17-01333-02     | Cable Assembly, Jumper                             | 5              | Not Shown       |
| 17-01334-01     | Harness Assembly, Wire                             | 5              | Not Shown       |
| 17-01337-01     | Cable Assembly, Female/Female (Not Shown)          | 14             | 11              |
| 17-01339-01     | Harness Assembly, Wire                             | 6              | Not Shown       |
| 17-01339-01     | Harness Assembly, Wire (added)                     | 5              | Not Shown       |
| 17-01366-01     | Cable Assembly, Jumper (Red) (FB to CBI)           | 6              | Not Shown       |
| 17-01366-02     | Cable Assembly, Jumper (Yellow) (FB to CBI)        | 6              | Not Shown       |
| 17-01366-03     | Cable Assembly, Jumper (Brown) (FB to CBI)         | 6              | Not Shown       |
| 17-01507-01     | Bus Bar Assembly, 5V Power (replaces 17-01160-01)  | 2A             | 63              |
| 17-01507-01     | Bus Bar Assembly, 5V Power (replaces 17-01160-01)  | 2              | 63              |

**\*\*\*NOTE\*\*\***

When the description includes "added" or "deleted", ALWAYS refer to the figure parts list for the latest related part description.



VAX 8500/30/50 SYSTEM SORT BY DEC PART NUMBER

| PART NO.    | DESCRIPTION  | FIG NO. | ITEM NO.  |
|-------------|--|---------|-----------|
| 17-01536-01 | Harness Assembly (added)   | 1A      | Not Shown |
| 17-01536-01 | Harness Assembly Wire (added)  | 1       | Not Shown |
| 17-01537-01 | Harness Assembly (added)   | 1A      | Not Shown |
| 17-01537-01 | Harness Assembly Wire (added)  | 1       | Not Shown |
| 17-01565-01 | Cable Assembly, Bulkhead Box Internal<br>(replaces 17-01182-01)                                      | 5       | 35        |
| 17-01572-01 | Harness Assembly, Internal Neutral (added)   | 6       | Not Shown |
| 17-01573-01 | Jumper Assembly (added)  | 6       | Not Shown |
| 17-01574-01 | Harness Assembly, Wire (replaces 17-01164-01)  | 13      | 6         |
| 17-01590-01 | Cable Assembly, Jumper (300V)<br>(replaces 17-01353-01)  | 6       | Not Shown |
| 17-01591-01 | Harness Assembly, w/One 19 Position Connector<br>(J2) and Four Ring Terminals (replaces 17-01240-01) | 6       | 39        |
| 17-01592-01 | Jumper Assembly, 600V Power Grnd/Chassis   | 6       | 42        |
| 17-01593-01 | Harness Assembly (BBU J20 to H405-A J6) (added)  | 1       | Not Shown |
| 17-01593-01 | Harness Assembly (BBU J20 to H405-A J6) (added)  | 1A      | Not Shown |
| 17-01825-01 | Cable Assembly, (replaces 17-01131-01)   | 2A      | Not Shown |
| 17-01825-01 | Cable Assembly, (replaces 17-01131-01)   | 2       | Not Shown |
| 20-24486-01 | Terminator-BI, GIF Signal  | 9       | 5         |
| 20-24487-01 | Terminator-BI, GOM Clock+Signal  | 9       | 4         |
| 20-28124-01 | Module, Isolation (added)  | 6       | 41        |
| 20-28124-01 | Module, Isolation (54-18456-01)  | 5       | 43        |
| 23-004MI-00 | Micro Processor, (E1) No. 8051 (deleted)   | 31      | 9         |
| 29-24992-00 | Module, Main PCB   | 32      | 1         |
| 29-24993-00 | Bezel Assembly   | 32      | 3         |
| 29-26244-00 | Device PCB   | 32A     | 1         |
| 36-12680-00 | Decal, "Ground"  | 21      | Not Shown |
| 36-12680-02 | Label, "Ground" (added)  | 13      | Not Shown |
| 36-13272-00 | Label, "Ground"  | 4       | 7         |
| 36-13272-00 | Label, "Ground"  | 3       | 7         |
| 36-16073-00 | Label  | 11      | 10        |
| 36-16157-00 | Label, "Caution Correct Voltage Setting"   | 19      | 14        |
| 36-16930-00 | Label, "Danger Stored High Voltage"  | 19      | 13        |
| 36-17880-02 | Label, "FCC Class A Processor"   | 1       | Not Shown |
| 36-17880-02 | Label, "FCC Class A Processor"   | 1A      | Not Shown |
| 36-17905-16 | Label, "Equipment Warning, 100V"   | 15      | Not Shown |
| 36-18307-05 | Label, "Assembly No." (replaces 36-18307-01)   | 1A      | Not Shown |

\*\*\*NOTE\*\*\*

When the description includes "added" or "deleted", ALWAYS refer to the figure parts list for the latest related part description.

VAX 8500/30/50 SYSTEM SORT BY DEC PART NUMBER

| PART NO.    | DESCRIPTION                                    | FIG NO. | ITEM NO.  |
|-------------|--|---------|-----------|
| 36-18307-05 | Label, "Assembly No."                          | 1       | Not Shown |
| 36-18460-10 | Label, "Bar Code Blank" (added)                | 22      | Not Shown |
| 36-19833-01 | Label, "Serial Number"                         | 22      | Not Shown |
| 36-20122-06 | Label, "Electrical Rating"                     | 19      | 15        |
| 36-20123-01 | Label, "Fuse"                                  | 21      | Not Shown |
| 36-20124-01 | Label, "Caution"                               | 19      | 12        |
| 36-20215-01 | Label, "Power Rating 100-120/220V"             | 15      | Not Shown |
| 36-20216-01 | Label, "Serial No."                            | 29      | 12        |
| 36-20216-01 | Label, "Serial" (Taiwan)                       | 29      | Not Shown |
| 36-20216-02 | Label, "Serial" (Hong Kong)                    | 29      | Not Shown |
| 36-20216-03 | Label, "Serial" (Hong Kong)                    | 29      | Not Shown |
| 36-20216-04 | Label, "Serial" (Spain)                        | 29      | Not Shown |
| 36-20217-01 | Label, "Regulations"                           | 29      | 13        |
| 36-20218-13 | Label, "Regulations"                           | 15      | Not Shown |
| 36-20219-01 | Label, Adhesive (American)                     | 30      | 3         |
| 36-20312-01 | Label, "Serial Regulator"                      | 30      | 11        |
| 36-22147-06 | Label, "Serial" (replaces 36-22147-01)         | 10      | Not Shown |
| 36-23543-01 | Label, "Danger High Currents"                  | 1A      | Not Shown |
| 36-23543-01 | Label, "Danger High Currents"                  | 1       | Not Shown |
| 36-23798-01 | Label, "Cable Caution, LK201"                  | 30      | Not Shown |
| 36-24214-02 | Label, "ESP Static Symbol"                     | 12      | Not Shown |
| 36-25176-01 | Label, "Fuse"                                  | 13      | Not Shown |
| 36-25537-01 | Label, "Cable Table"                           | 1       | Not Shown |
| 36-25537-01 | Label, "Cable Table"                           | 1A      | Not Shown |
| 36-25537-02 | Label, "Cable Table"                           | 1A      | Not Shown |
| 36-25537-02 | Label, "Cable Table"                           | 1       | Not Shown |
| 36-25676-01 | Label, "CPU Logic"                             | 7       | Not Shown |
| 36-25807-01 | Label, "Bulkhead"                              | 1       | Not Shown |
| 36-25807-01 | Label, "Bulkhead"                              | 1A      | Not Shown |
| 36-25891-01 | Label, "UCI Transformer"                       | 1A      | Not Shown |
| 36-25891-01 | Label, "UCI Transformer"                       | 1       | Not Shown |
| 36-26181-01 | Label, "Bulkhead"                              | 5       | Not Shown |
| 36-26181-02 | Label, "Bulkhead"                              | 6       | Not Shown |
| 36-26211-01 | Label, "Serial/Power Rating"                   | 1A      | Not Shown |
| 36-26211-01 | Label, "Serial/Power Rating"                   | 1       | Not Shown |
| 36-26211-02 | Label, "Serial/Power Rating"                   | 1       | Not Shown |
| 36-26211-02 | Label, "Serial/Power Rating"                   | 1A      | Not Shown |
| 36-26211-03 | Label, "Serial/Power Rating"                   | 1A      | Not Shown |
| 36-26211-03 | Label, "Serial/Power Rating" (Ireland) (added) | 1       | Not Shown |
| 36-26211-04 | Label, "Serial/Power Rating"                   | 5       | Not Shown |
| 36-26211-05 | Label, "Serial/Power Rating, Non-Domestic"     | 6       | Not Shown |
| 36-26211-06 | Label, "Serial/Power Rating" (Ireland)         | 6       | Not Shown |
| 36-26212-01 | Label, "Classified/License System"             | 1       | Not Shown |
| 36-26212-01 | Label, "System Classified/License"             | 1A      | Not Shown |

\*\*\*NOTE\*\*\*

When the description includes "added" or "deleted", ALWAYS refer to the figure parts list for the latest related part description.

## VAX 8500/30/50 SYSTEM SORT BY DEC PART NUMBER

| PART NO.    | DESCRIPTION                            | FIG NO. | ITEM NO.  |
|-------------|--|---------|-----------|
| 36-26213-01 | Label, "Fuse Warning"                  | 6       | Not Shown |
| 36-26214-01 | Label, "Fuse Warning"                  | 5       | Not Shown |
| 36-26215-01 | Label, "Fuse" (added)                  | 13      | Not Shown |
| 36-26216-01 | Label, "Electrical Data"               | 13      | Not Shown |
| 49-01237-00 | Grease, Lithium                        | 23      | Not Shown |
| 49-01272-00 | Locktite 414                           | 26      | 5         |
| 49-01519-01 | Grease, Hydrocarbon                    | 23      | Not Shown |
| 54-15058-00 | Module, RX50 Controller                | 15      | 5         |
| 54-15066-00 | Module, Seek Interface                 | 22      | 10        |
| 54-15086-01 | Module, 7862 Power Supply              | 19      | 2         |
| 54-15539-01 | Module, Line Interface (Not Shown)     | 14      | 7         |
| 54-16237-01 | Module Assembly, System                | 16      | 1         |
| 54-16709-01 | Backplane Assembly, Modular Power      | 2       | 6         |
| 54-16709-02 | Backplane Assembly, Modular Power      | 2A      | 6         |
| 54-16782-01 | Module Assembly, Bulk Box              | 13      | 1         |
| 54-16817-01 | Module, Console Distribution Connector | 10      | 1         |
| 54-16941-01 | Module, LK201CR (replaces 54-15148-00) | 31      | 2         |
| 70-18416-00 | KEYBOARD ASSEMBLY                      | 30      | 2         |
| 70-18416-00 | KEYBOARD ASSEMBLY                      | 31      | N/A       |
| 70-18432-00 | ENCLOSURE ASSEMBLY, BOTTOM             | 18      | N/A       |
| 70-18432-00 | ENCLOSURE ASSEMBLY, BOTTOM             | 17      | 1         |
| 70-18439-00 | Enclosure Assembly, Top                | 17      | 4         |
| 70-18441-00 | Arm/Ball Assembly                      | 25      | 3         |
| 70-18442-00 | CARRIAGE ASSEMBLY (NFR)                | 23      | 13        |
| 70-18442-00 | CARRIAGE ASSEMBLY (NFR)                | 25      | N/A       |
| 70-18629-00 | Spindle Assembly                       | 23      | 8         |
| 70-18635-00 | Collet Assembly                        | 24      | 2         |
| 70-18638-00 | MOTOR/BASEPLATE ASSEMBLY (NFR)         | 22      | 1         |
| 70-18638-00 | MOTOR/BASEPLATE ASSEMBLY (NFR)         | 23      | N/A       |
| 70-18658-00 | Motor Assembly, Stepper                | 23      | 18        |
| 70-18834-00 | CABLE ASSEMBLY, WRITE/PROTECT          | 24      | 10        |
| 70-18835-00 | CABLE ASSEMBLY, INDEX                  | 24      | 16        |
| 70-18889-00 | Support Assembly, Single Width         | 8       | 1         |
| 70-18891-00 | Rail, Single Horizontal                | 8       | 9         |
| 70-18892-00 | Rail, Single Bottom Horizontal         | 8       | 7         |
| 70-18901-00 | Rail, Single Horizontal                | 8       | 6         |
| 70-18931-00 | Cable Assembly, Track 0 Sensor         | 22      | 2         |
| 70-18932-04 | COVER ASSEMBLY, UPPER CONE LIFT        | 24      | N/A       |
| 70-18932-04 | COVER ASSEMBLY, UPPER CONE LIFT (NFR)  | 22      | 7         |
| 70-18932-05 | COVER ASSEMBLY, LOWER CONE LIFT        | 24      | N/A       |
| 70-18932-05 | COVER ASSEMBLY, LOWER CONE LIFT (NFR)  | 22      | 8         |
| 70-18969-00 | Harness Assembly, Chassis              | 21      | 7         |
| 70-18970-00 | CHASSIS ASSEMBLY                       | 21      | N/A       |
| 70-18970-00 | CHASSIS ASSEMBLY                       | 19      | 1         |

## \*\*\*NOTE\*\*\*

When the description includes "added" or "deleted", ALWAYS refer to the figure parts list for the latest related part description.

# VAX 8500/30/50 SYSTEM SORT BY DEC PART NUMBER

| PART NO.    | DESCRIPTION                             | FIG NO. | ITEM NO. |
|-------------|---|---------|----------|
| 70-18981-00 | Pan Assembly                            | 17      | 2        |
| 70-19004-00 | Keyboard Chassis Assembly               | 31      | 1        |
| 70-19041-00 | CABLE ASSEMBLY, BEZEL LED               | 26      | 2        |
| 70-19118-00 | BEZEL ASSEMBLY (NFR)                    | 26      | N/A      |
| 70-19118-00 | BEZEL ASSEMBLY (NFR)                    | 22      | 15       |
| 70-19145-00 | Seal, Front Angle                       | 8       | 17       |
| 70-19175-00 | PCB Assembly, Motor                     | 22      | 6        |
| 70-19176-00 | Baseplate/Spindle Shaft Assembly        | 23      | 9        |
| 70-19177-00 | PCB Assembly, Read/Write                | 22      | 5        |
| 70-19485-00 | Panel Assembly, End                     | 1A      | 27       |
| 70-19485-00 | Panel Assembly, End                     | 1       | 4        |
| 70-19497-04 | Cover Assembly, Top                     | 1A      | 29       |
| 70-19497-04 | Cover, Top                              | 1       | 19       |
| 70-19524-00 | Weldment, Wire Form Bracket             | 28      | 2        |
| 70-19555-00 | Head Set Assembly                       | 23      | 10       |
| 70-19578-01 | BEZEL ASSEMBLY (Green Phosphor)         | 28      | N/A      |
| 70-19578-01 | BEZEL ASSEMBLY (Green Phosphor)         | 27      | 6        |
| 70-19579-00 | COVER ASSEMBLY, REAR                    | 27      | 1        |
| 70-19579-00 | COVER ASSEMBLY, REAR                    | 29      | N/A      |
| 70-19581-03 | Seal, Rear Angle                        | 8       | 18       |
| 70-19584-00 | BOARD ASSEMBLY, MONITOR                 | 28      | 12       |
| 70-19605-11 | Gasket Assembly                         | 7       | 3        |
| 70-19605-19 | Gasket Assembly                         | 7       | 5        |
| 70-19605-23 | Gasket Assembly                         | 7       | 4        |
| 70-19722-01 | CRT and Yoke Assembly (Green Phosphor)  | 28      | 3        |
| 70-19723-00 | Wire Assembly, Ground (4 in.)           | 28      | 11       |
| 70-19723-01 | Wire Assembly, Ground (10 in.)          | 28      | 8        |
| 70-19731-0L | Cable Assembly, DC Output               | 19      | 4        |
| 70-19783-00 | Bezel/Label Assembly                    | 26      | 1        |
| 70-19797-01 | Cover Assembly, Rear                    | 29      | 1        |
| 70-19798-00 | Weldment, Wire Tension                  | 28      | 4        |
| 70-19918-01 | Shield Assembly                         | 22      | 18       |
| 70-20474-01 | Weldment, Connector Panel               | 20      | 2        |
| 70-20610-01 | PANEL ASSEMBLY, CONNECTOR               | 20      | N/A      |
| 70-20610-01 | PANEL ASSEMBLY, CONNECTOR               | 16      | 11       |
| 70-20611-02 | CARD CAGE ASSEMBLY                      | 16      | 2        |
| 70-20760-01 | Panel Assembly, Modesty                 | 14      | 6        |
| 70-21081-53 | Keycap Set w/USA (replaces 70-19005-53) | 30      | 9        |
| 70-21300-01 | Enclosure, Bottom Keyboard              | 31      | 5        |
| 70-21473-01 | Backplane Assembly                      | 9       | 2        |
| 70-21619-01 | Guide Assembly, Card (RH)               | 12      | 5        |
| 70-21619-02 | Guide Assembly, Card (LH)               | 12      | 8        |
| 70-21639-01 | Module Assembly, Small Blank            | 1       | 27       |
| 70-21639-01 | Module Assembly, Small Blank            | 1A      | 18       |

## \*\*\*NOTE\*\*\*

When the description includes "added" or "deleted", ALWAYS refer to the figure parts list for the latest related part description.

## VAX 8500/30/50 SYSTEM SORT BY DEC PART NUMBER

| PART NO.    | DESCRIPTION  | FIG NO. | ITEM NO. |
|-------------|--|---------|----------|
| 70-21700-01 | PANEL ASSEMBLY, CONSOLE DISTRIBUTION                     | 10      | N/A      |
| 70-21700-01 | PANEL ASSEMBLY, CONSOLE DISTRIBUTION                     | 2       | 53       |
| 70-21700-01 | PANEL ASSEMBLY, CONSOLE DISTRIBUTION                     | 2A      | 53       |
| 70-21704-02 | Panel Assembly, Kick                                     | 1A      | 24       |
| 70-21704-02 | Panel Assembly, Kick                                     | 1       | 3        |
| 70-22105-01 | Cage Assembly, Card                                      | 9       | 1        |
| 70-22460-01 | Mover Assembly, Air                                      | 7       | 2        |
| 70-22464-01 | Bulkhead Assembly  | 7       | 42       |
| 70-22560-01 | Guide Assembly, Bottom Card (Memory)                     | 12      | 21       |
| 70-22561-01 | Guide Assembly, Top Card (Memory)                        | 12      | 20       |
| 70-22873-01 | Controller, System Power                                 | 2A      | 36       |
| 70-22873-01 | Controller, System Power                                 | 2       | 36       |
| 70-22895-01 | FRAME ASSEMBLY, SINGLE                                   | 8       | N/A      |
| 70-22895-01 | FRAME ASSEMBLY, SINGLE                                   | 7       | 1        |
| 70-22899-01 | DOOR ASSEMBLY, REAR                                      | 4       | N/A      |
| 70-22899-01 | DOOR ASSEMBLY, REAR                                      | 1       | 21       |
| 70-22899-01 | DOOR ASSEMBLY, REAR                                      | 1A      | 31       |
| 70-22900-01 | Weldment, Rear Door                                      | 4       | 1        |
| 70-22901-01 | DOOR ASSEMBLY, FRONT                                     | 1       | 2        |
| 70-22901-01 | DOOR ASSEMBLY, FRONT                                     | 1A      | 7        |
| 70-22901-01 | DOOR ASSEMBLY, FRONT                                     | 3       | N/A      |
| 70-22902-01 | Weldment, Front Door                                     | 3       | 1        |
| 70-22912-01 | Baffle Assembly  | 2       | 51       |
| 70-22912-01 | Baffle Assembly  | 2A      | 51       |
| 70-22913-02 | CAGE ASSEMBLY, LOGIC (replaces 70-22913-01)              | 7       | 12       |
| 70-22913-02 | CAGE ASSEMBLY, LOGIC (replaces 70-22913-01)              | 12      | N/A      |
| 70-22918-01 | Guide Assembly, Card (RH)                                | 12      | 9        |
| 70-22918-02 | Guide Assembly, Card (LH)                                | 12      | 10       |
| 70-22920-02 | HIGHBOY ASSEMBLY, SINGLE WIDTH<br>(replaces 70-22920-01) | 7       | N/A      |
| 70-22920-02 | HIGHBOY ASSEMBLY, SINGLE WIDTH<br>(replaces 70-22920-01) | 2       | 1        |
| 70-22920-02 | HIGHBOY ASSEMBLY, SINGLE WIDTH<br>(replaces 70-22920-01) | 2A      | 1        |
| 70-23071-01 | Support Assembly, Central                                | 7       | 14       |
| 70-23072-01 | Cage Assembly, Card MPS                                  | 7       | 8        |
| 70-23091-01 | Filler Assembly, Module                                  | 1A      | 11       |
| 70-23091-01 | Filler Assembly, Module                                  | 1       | 30       |
| 70-23098-01 | Backplane Assembly, CPU                                  | 2A      | 2        |
| 70-23109-01 | Frame Assembly, Card Cage                                | 12      | 1        |
| 70-23145-01 | CABINET SUBASSEMBLY                                      | 2A      | N/A      |
| 70-23145-01 | CABINET SUBASSEMBLY                                      | 1A      | 1        |
| 70-23151-01 | Plenum Assembly  | 2       | 55       |
| 70-23151-01 | Plenum Assembly  | 2A      | 55       |
| 70-23417-02 | Plate Assembly, Mounting                                 | 2       | 28       |

## \*\*\*NOTE\*\*\*

When the description includes "added" or "deleted", ALWAYS refer to the figure parts list for the latest related part description.

# VAX 8500/30/50 SYSTEM SORT BY DEC PART NUMBER

| PART NO.    | DESCRIPTION  | FIG NO. | ITEM NO. |
|-------------|--|---------|----------|
| 70-23417-02 | Plate Assembly, Mounting                             | 2A      | 28       |
| 70-23426-01 | Backplane Assembly, Memory<br>(replaces 70-23949-01) | 2       | 4        |
| 70-23572-01 | Panel Assembly, Logo                                 | 1       | 6        |
| 70-23573-23 | Backplane Assembly, CPU                              | 2       | 2        |
| 70-23574-01 | Panel Assembly, Logo                                 | 1A      | 25       |
| 70-23575-01 | CABINET SUBASSEMBLY                                  | 1       | 1        |
| 70-23575-01 | CABINET SUBASSEMBLY                                  | 2       | N/A      |
| 70-23592-01 | Guard, Finger  | 2       | 57       |
| 70-23592-01 | Guard, Finger  | 2A      | 57       |
| 70-23983-AA | KEYBOARD ASSEMBLY                                    | 30      | 1        |
| 70-24626-01 | Backplane Assembly, Memory (replaces 70-23949-01)    | 2A      | 4        |
| 74-22846-00 | Spacer, Hex (added)                                  | 13      | 17       |
| 74-25218-00 | Carriage   | 25      | 1        |
| 74-25224-01 | Shaft, Guide   | 23      | 14       |
| 74-25225-00 | Holder, (Head Load)                                  | 24      | 8        |
| 74-25226-00 | Spacer, Follower Arm                                 | 25      | 4        |
| 74-25231-00 | Shaft, Collet  | 24      | 3        |
| 74-25232-00 | Spring, Conical                                      | 24      | 4        |
| 74-25233-03 | Cover, Lift Cone                                     | 24      | 1        |
| 74-25234-00 | Spring, Cone Lift Cover Return                       | 22      | 9        |
| 74-25235-00 | Holder, Plane Head                                   | 24      | 18       |
| 74-25236-00 | Spacer, Switch                                       | 24      | 14       |
| 74-25237-00 | Switch, Upper  | 24      | 12       |
| 74-25238-00 | Switch, Lower  | 24      | 13       |
| 74-25239-00 | Door, Upper  | 24      | 21       |
| 74-25239-01 | Door, Lower  | 24      | 21       |
| 74-25241-01 | Plate, Side  | 22      | 12       |
| 74-25244-01 | Pulley, Idler  | 23      | 4        |
| 74-25248-00 | Nut, Bar   | 25      | 2        |
| 74-25647-00 | Overlay, Connector Panel                             | 20      | 1        |
| 74-25652-01 | Plate, Slide   | 32      | 5        |
| 74-25652-02 | Plate, Skid  | 22      | 17       |
| 74-25658-00 | Enclosure, Bottom                                    | 18      | 1        |
| 74-25827-00 | Shoe, Slide  | 23      | 15       |
| 74-25832-00 | Spring, Carriage                                     | 23      | 16       |
| 74-26053-00 | Enclosure, Top Keyboard                              | 31      | 6        |
| 74-26060-00 | Rail, Lateral  | 8       | 2        |
| 74-26078-00 | Screen, Single Bottom                                | 8       | 10       |
| 74-26084-00 | Rail, RH Double Vertical                             | 8       | 4        |
| 74-26084-01 | Rail, LH Double Vertical                             | 8       | 5        |
| 74-26213-00 | Chassis  | 21      | 1        |
| 74-26214-00 | Cover  | 19      | 3        |
| 74-26222-03 | Door, Transparent Keyboard deleted)                  | 31      | 7        |
| 74-26242-01 | Latch, Wire (RH)                                     | 18      | 2        |

## \*\*\*NOTE\*\*\*

When the description includes "added" or "deleted", ALWAYS refer to the figure parts list for the latest related part description.

# VAX 8500/30/50 SYSTEM SORT BY DEC PART NUMBER

| PART NO.    | DESCRIPTION                                    | FIG NO. | ITEM NO. |
|-------------|--|---------|----------|
| 74-26243-01 | Latch, Wire (LH)                               | 18      | 3        |
| 74-26246-01 | Bezel, Switch                                  | 21      | 9        |
| 74-26400-01 | Bracket, Rear Seal                             | 8       | 15       |
| 74-26402-01 | Seal, Front Single Angle                       | 8       | 12       |
| 74-26404-15 | Panel  | 10      | 2        |
| 74-26534-01 | Insert, Blank                                  | 20      | 7        |
| 74-26535-01 | Insert, Blank                                  | 20      | 8        |
| 74-26537-01 | Handle, Latch Wire                             | 18      | 4        |
| 74-26539-01 | Bezel, CRT                                     | 28      | 1        |
| 74-26542-02 | Clip, Spring                                   | 28      | 5        |
| 74-26638-02 | Seal, Rear                                     | 8       | 19       |
| 74-26639-01 | Shield, Console                                | 8       | 20       |
| 74-26802-02 | Bracket, Housing                               | 2A      | 58       |
| 74-26802-02 | Bracket, Housing                               | 2       | 58       |
| 74-26805-01 | Shaft, Tilt                                    | 29      | 3        |
| 74-26806-01 | Button, Slide                                  | 29      | 2        |
| 74-26807-01 | Anchor, Tilt Bracket                           | 29      | 5        |
| 74-26808-01 | Bracket, Slide                                 | 29      | 6        |
| 74-26809-01 | Handle   | 29      | 9        |
| 74-26989-01 | Equalizer, Double Key                          | 30      | 8        |
| 74-27103-01 | Equalizer, Space Bar                           | 30      | 7        |
| 74-27145-01 | Bracket, Control Panel Mounting                | 8       | 21       |
| 74-27256-01 | Medallion (Not Shown)                          | 14      | 12       |
| 74-27256-08 | Medallion, System Box                          | 15      | 11       |
| 74-27343-01 | Retainer, Blank                                | 20      | 3        |
| 74-27428-01 | Logo, "Digital"                                | 28      | 14       |
| 74-27577-01 | Foot, 5 Degree Slope                           | 30      | 12       |
| 74-27754-01 | Insulator, CRT                                 | 28      | 7        |
| 74-27817-02 | Shield, Bottom Copper                          | 29      | 15       |
| 74-27818-02 | Shield, Copper Strap                           | 29      | 17       |
| 74-27877-01 | Strip, Insulator                               | 20      | 6        |
| 74-27948-01 | Panel, Connector Grounding                     | 20      | 4        |
| 74-28105-01 | Plate, Nut                                     | 8       | 22       |
| 74-28201-01 | Clip, Ground                                   | 32      | 4        |
| 74-28201-02 | Clip, Grounding                                | 22      | 16       |
| 74-28266-02 | Door, Card Cage                                | 16      | 6        |
| 74-28306-01 | Clip, Channel                                  | 20      | 5        |
| 74-28652-01 | Spacer, PC Board Support                       | 16      | 15       |
| 74-28773-01 | Space Bar (Low Profile) (replaces 74-26051-00) | 30      | 6        |
| 74-29464-04 | Bumper, (Gray)                                 | 28      | 18       |
| 74-29464-06 | Bumper, (Brown)                                | 28      | 19       |
| 74-29836-01 | Ground Strap                                   | 16      | 3        |
| 74-29894-02 | Shield, Top Copper (1 Piece)                   | 29      | 14       |
| 74-30607-01 | Plate, Insert (added)                          | 2       | 67       |

## \*\*\*NOTE\*\*\*

When the description includes "added" or "deleted", ALWAYS refer to the figure parts list for the latest related part description.

## VAX 8500/30/50 SYSTEM SORT BY DEC PART NUMBER

| PART NO.    | DESCRIPTION                  | FIG<br>NO. | ITEM<br>NO. |
|-------------|------------------------------|------------|-------------|
| 74-30607-01 | Plate, Strap (added)         | 2A         | 67          |
| 74-30607-02 | Plate, Insert                | 2          | 64          |
| 74-30607-02 | Plate, Insert                | 2A         | 64          |
| 74-30763-01 | Bracket, Sensor              | 2          | 16          |
| 74-30763-01 | Bracket, Sensor              | 2A         | 16          |
| 74-30798-01 | Bracket, Cage Frame Mounting | 8          | 8           |
| 74-31117-01 | Bracket, LH Filter Slide     | 7          | 26          |
| 74-31117-02 | Bracket, RH Filter Slide     | 7          | 27          |
| 74-31338-01 | Baffle, Side                 | 2A         | 33          |
| 74-31338-01 | Baffle, Side                 | 2          | 33          |
| 74-31550-01 | Slide, Interlock             | 12         | 17          |
| 74-31551-01 | Spacer, Interlock            | 12         | 15          |
| 74-31552-01 | Door, CPU Bezel              | 2          | 42          |
| 74-31552-01 | Door, CPU Bezel              | 2A         | 42          |
| 74-31552-02 | Door, Bezel                  | 2A         | 43          |
| 74-31552-02 | Door, Bezel                  | 2          | 43          |
| 74-31553-01 | Slide, Interlock             | 12         | 14          |
| 74-31554-01 | Bezel, CPU Bottom            | 12         | 19          |
| 74-31998-01 | Support, Left Transformer    | 7          | 30          |
| 74-32070-01 | Shield, Backplane            | 2A         | 9           |
| 74-32070-01 | Shield, Backplane            | 2          | 9           |
| 74-32091-01 | Panel, Small Cover           | 7          | 18          |
| 74-32092-01 | Panel, Large Cover           | 7          | 17          |
| 74-32094-01 | Panel, Bulk Box Side         | 13         | 2           |
| 74-32223-01 | Bracket, Support (SPC)       | 2A         | 34          |
| 74-32223-01 | Bracket, Support             | 2          | 34          |
| 74-32224-01 | Bracket, Logic Cage Mounting | 12         | 2           |
| 74-32231-01 | Guide, Pin                   | 7          | 31          |
| 74-32250-01 | Panel, Front                 | 6          | 1           |
| 74-32252-01 | Panel, RH Side               | 6          | 32          |
| 74-32252-01 | Panel, RH Side               | 5          | 36          |
| 74-32252-02 | Panel, LH Side               | 6          | 33          |
| 74-32252-02 | Panel, LH Side               | 5          | 37          |
| 74-32254-01 | Cover, Top                   | 6          | 35          |
| 74-32254-01 | Cover, Top                   | 5          | 39          |
| 74-32255-01 | Cover, Bottom                | 6          | 36          |
| 74-32255-01 | Cover, Bottom                | 5          | 40          |
| 74-32256-01 | Bracket, Breaker Mounting    | 6          | 30          |
| 74-32256-01 | Bracket, Breaker Mounting    | 5          | 38          |
| 74-32257-01 | Bracket, Line Cord           | 5          | 19          |
| 74-32257-01 | Bracket, Line Cord           | 6          | 13          |
| 74-32258-01 | Cover, Terminal              | 5          | 24          |
| 74-32258-01 | Cover, Terminal              | 6          | 18          |
| 74-32259-01 | Rod, Actuator                | 6          | 25          |
| 74-32259-01 | Rod, Actuator                | 5          | 31          |

## \*\*\*NOTE\*\*\*

When the description includes "added" or "deleted", ALWAYS refer to the figure parts list for the latest related part description.



# VAX 8500/30/50 SYSTEM SORT BY DEC PART NUMBER

| PART NO.    | DESCRIPTION   | FIG NO. | ITEM NO. |
|-------------|---|---------|----------|
| 74-32268-01 | Spacer, Transformer Bracket                                       | 7       | 41       |
| 74-32354-01 | Panel, Front  | 5       | 1        |
| 74-32525-01 | Button, Locator   | 12      | 23       |
| 74-32674-01 | Cover, Actuator   | 6       | 28       |
| 74-32703-01 | Clip, Electrostatic Discharge                                     | 12      | 11       |
| 74-32745-01 | Bracket, CPU Bus (Top)  | 2A      | 19       |
| 74-32745-01 | Bracket, CPU Bus (Top)  | 2       | 19       |
| 74-32746-01 | Bracket, CPU Bus (Bottom)   | 2       | 20       |
| 74-32746-01 | Bracket, CPU Bus (Bottom)   | 2A      | 20       |
| 74-32778-01 | Extender, Housing   | 5       | 2        |
| 74-32833-02 | Bracket, Bulk Box   | 13      | 3        |
| 74-32891-01 | Bracket, BI Cable   | 2       | 17       |
| 74-32891-01 | Bracket, BI Cable   | 2A      | 17       |
| 74-32892-01 | Ground Strip  | 13      | 14       |
| 74-33074-01 | Bracket, Cap Retainer   | 5       | 7        |
| 74-33100-01 | Bracket, Filter   | 7       | 20       |
| 74-34822-01 | Panel, Rear (replaces 74-32251-01)                                | 6       | 37       |
| 74-34822-01 | Panel, Rear (replaces 74-32251-01)                                | 5       | 41       |
| 851BA-YA    | 851BA-YA (120V)   | 1       | N/A      |
| 851BA-YB    | 851BA-YB (240V)   | 1       | N/A      |
| 855BA-YA    | 855BA-YA (120V)   | 1A      | N/A      |
| 855BA-YB    | 855BA-YB (240V)   | 1A      | N/A      |
| 90-00001-21 | Standoff, Hex No. 10-32   | 2A      | 29       |
| 90-00001-21 | Standoff, Hex No. 10-32   | 2       | 29       |
| 90-00001-34 | Standoff, Hex No. 8-32  | 2A      | 24       |
| 90-00001-34 | Standoff, Hex No. 8-32  | 2       | 24       |
| 90-00001-38 | Standoff, No. 6-32 x 5/16   | 6       | 17       |
| 90-00001-38 | Standoff, No. 6-32 x 5/16   | 5       | 23       |
| 90-00030-21 | Rivet   | 8       | 3        |
| 90-00030-21 | Rivet   | 7       | 28       |
| 90-00032-19 | Shaft, Idler  | 23      | 3        |
| 90-00034-10 | Spacer  | 7       | 25       |
| 90-00038-18 | Screw, Phi Pan Hd No. 6-32 x 2-1/2                                | 28      | 6        |
| 90-00039-14 | Screw, Phi Flat Hd No. 4-40 x 7/16                                | 25      | 5        |
| 90-00039-16 | Screw, Phi Mach Hd No. 4-40 x 1/4                                 | 24      | 15       |
| 90-00039-24 | Screw, Mach Phi Flat Hd No. 6-32 x 5/16<br>(replaces 90-08404-02) | 6       | 24       |
| 90-00039-24 | Screw, Phi Flat Hd No. 6-32 x 5/16<br>(replaces 90-08404-02)      | 5       | 30       |
| 90-00049-04 | Screw, Phi Truss Hd No. 10-32 x 1/2                               | 2A      | 41       |
| 90-00049-04 | Screw, Phi Truss Hd No. 10-32 x 1/2                               | 2       | 41       |
| 90-00049-11 | Screw, Sems Truss Hd No. 6-32 x 3/8                               | 1A      | 3        |
| 90-00049-11 | Screw, Truss Ph Hd No. 6-32 x 1/2                                 | 1       | 12       |
| 90-00049-11 | Screw, Sems Truss Hd No. 10-32 x 3/8                              | 1       | 8        |
| 90-00049-34 | Screw, Sems Phi Pan Hd No. 6-32 x 1/2                             | 2       | 8        |

## \*\*\*NOTE\*\*\*

When the description includes "added" or "deleted", ALWAYS refer to the figure parts list for the latest related part description.

## VAX 8500/30/50 SYSTEM SORT BY DEC PART NUMBER

| PART NO.    | DESCRIPTION   | FIG NO. | ITEM NO. |
|-------------|---|---------|----------|
| 90-00049-34 | Screw, Sems Phi Pan Hd No. 6-32 x 1/2                             | 2A      | 8        |
| 90-00049-35 | Screw, Sems Phi Pan Hd No. 6-32 x 3/8                             | 19      | 11       |
| 90-00049-36 | Screw, Sems Phi Pan Hd No. 6-32 x 1/2                             | 19      | 9        |
| 90-00049-37 | Screw, Sems Phi Pan Hd No. 6-32 x 3/4                             | 21      | 6        |
| 90-00061-27 | Screw, Self-Tapping Washer No. 8 x 1/2<br>(replaces 90-10112-01)  | 12      | 18       |
| 90-00062-10 | Screw, Phi Pan Hd No. 6-32 x 1/4                                  | 11      | 6        |
| 90-00062-16 | Screw, Phi Pan Hd No. 6-32 x 5/8                                  | 11      | 8        |
| 90-00062-69 | Screw, Self-Tapping No. 8   | 12      | 13       |
| 90-00063-41 | Screw, Sems Truss Hd No. 10-32 x 5/8<br>(replaces 90-09700-00)    | 7       | 19       |
| 90-06007-00 | Screw, Phi Pan Hd No. 2-56 x 1-3/8<br>(replaces 90-08030-01)      | 2A      | 47       |
| 90-06007-01 | Screw, Phi Pan Hd No. 2-56 x 1.00<br>(replaces 90-08030-01)       | 2       | 47       |
| 90-06011-01 | Screw, Phi Pan Hd No. 4-40 x 3/8                                  | 21      | 16       |
| 90-06011-01 | Screw, Phi Pan Hd No. 6-32 x 3/8                                  | 6       | 10       |
| 90-06011-01 | Screw, Phi Pan Hd No. 4-40 x 3/8                                  | 5       | 16       |
| 90-06020-01 | Screw, Phi Pan Hd No. 6-32 x 1/4                                  | 13      | 13       |
| 90-06020-02 | Screw, Phi Flat Hd No. 6-32 x 1/4                                 | 22      | 13       |
| 90-06020-03 | Screw, Phi Truss Hd No. 6-32 x 1/4                                | 23      | 2        |
| 90-06021-03 | Screw, Phi Truss Hd No. 6-32 x 5/16                               | 24      | 20       |
| 90-06022-01 | Screw, Mach Phi Truss Hd No. 6-32 x 3/8<br>(replaces 90-06024-03) | 6       | 34       |
| 90-06023-01 | Screw, Phi Pan Hd No. 6-32 x 7/16                                 | 5       | 3        |
| 90-06023-01 | Screw, Phi Pan Hd No. 6-32 X 7/16                                 | 6       | 2        |
| 90-06024-01 | Screw, Phi Pan Hd No. 6-32 x 1/2                                  | 22      | 14       |
| 90-06024-01 | Screw, Phi Pan Hd No. 6-32 x 1/2                                  | 7       | 9        |
| 90-06024-02 | Screw, Phi Flat Hd No. 6-32 x 1/2 (added)                         | 22      | 20       |
| 90-06025-01 | Screw, Phi Pan Hd No. 6-32 x 5/8                                  | 27      | 4        |
| 90-06025-01 | Screw, Phi Pan Hd No. 6-32 x 1/2<br>(replaces 90-07793-01)        | 2       | 66       |
| 90-06025-01 | Screw, Phi Pan Hd No. 6-32 x 1/2<br>(replaces 90-07793-01)        | 2A      | 66       |
| 90-06028-00 | Screw, Phi Pan Hd No. 6-32 x 1.00                                 | 9       | 3        |
| 90-06037-02 | Screw, Flat Hd No. 8-32 x 3/8                                     | 2       | 13       |
| 90-06037-02 | Screw, Flat Hd No. 8-32 x 3/8                                     | 2A      | 13       |
| 90-06037-03 | Screw, Phi Truss Hd No. 8-32 x 3/8                                | 2       | 18       |
| 90-06037-03 | Screw, Phi Truss Hd No. 8-32 x 3/8                                | 2A      | 18       |
| 90-06039-01 | Spacer, Hex   | 13      | 5        |
| 90-06039-01 | Screw, Phi Pan Hd No. 8-32 x 1/2                                  | 13      | 7        |
| 90-06040-03 | Screw, Phi Truss Hd No. 8-32 x 5/8                                | 2A      | 25       |
| 90-06040-03 | Screw, Phi Truss Hd No. 8-32 x 5/8                                | 2       | 25       |
| 90-06055-01 | Screw, Phi Pan Hd No. 1/4-20 x 3/8                                | 7       | 16       |
| 90-06057-02 | Screw, Phi Pan Hd No. 1/4-20 x 5/8                                | 12      | 24       |

## \*\*\*NOTE\*\*\*

When the description includes "added" or "deleted", ALWAYS refer to the figure parts list for the latest related part description.

VAX 8500/30/50 SYSTEM SORT BY DEC PART NUMBER

| PART NO.    | DESCRIPTION   | FIG NO. | ITEM NO. |
|-------------|---|---------|----------|
| 90-06070-02 | Screw, Phi Flat Hd No. 10-32 x 5/16                           | 1       | 7        |
| 90-06071-02 | Screw, Phi Flat Hd No. 10-32 x 5/16<br>(replaces 90-06070-02) | 1A      | 26       |
| 90-06074-01 | Screw, Phi Pan Hd No. 10-32 x 5/8                             | 7       | 33       |
| 90-06079-01 | Screw, Phi Pan Hd No. 10-32 x 1-1/2                           | 7       | 21       |
| 90-06241-09 | Screw, Hex Hd No. 1/4-20 x 1/2                                | 8       | 13       |
| 90-06241-09 | Screw, Hex Hd No. 1/4-20 x 1/2                                | 7       | 39       |
| 90-06242-09 | Screw, Hex Hd No. 1/4-20 x 5/8                                | 12      | 4        |
| 90-06293-10 | Screw, Socket Hd No. 6-32 x 3/8                               | 24      | 9        |
| 90-06518-00 | Pin, Roll   | 29      | 10       |
| 90-06555-00 | Nut, Hex No. 2-56   | 2       | 48       |
| 90-06555-00 | Nut, Hex No. 2-56   | 2A      | 48       |
| 90-06557-00 | Nut, Hex No. 4  | 21      | 15       |
| 90-06560-00 | Nut, Kep No. 6-32   | 13      | 15       |
| 90-06563-00 | Nut, Kep No. 8-32   | 13      | 8        |
| 90-06565-00 | Nut, Kep No. 10-32  | 13      | 16       |
| 90-06565-00 | Nut, Kep No. 10-32  | 7       | 32       |
| 90-06565-00 | Nut, Kep No. 10-32  | 6       | 26       |
| 90-06565-00 | Nut, Hex No. 10   | 21      | 12       |
| 90-06565-00 | Nut, Kep No. 10-32  | 2A      | 10       |
| 90-06565-00 | Nut, Kep No. 10-32  | 3       | 5        |
| 90-06565-00 | Nut, Kep No. 10-32  | 4       | 5        |
| 90-06565-00 | Nut, Kep No. 10-32  | 2       | 10       |
| 90-06565-00 | Nut, Kep No. 10-32  | 5       | 32       |
| 90-06565-00 | Nut, Kep No. 10-32  | 1       | 10       |
| 90-06565-00 | Nut, Kep No. 10-32  | 1A      | 23       |
| 90-06632-00 | Washer, Internal Tooth Lock                                   | 5       | 15       |
| 90-06632-00 | Washer, Internal Tooth Lock                                   | 6       | 9        |
| 90-06634-00 | Washer, Int Lock  | 16      | 4        |
| 90-06653-00 | Washer, Flat No. 6  | 7       | 10       |
| 90-06656-00 | Washer, Flat No. 6  | 22      | 4        |
| 90-06656-00 | Washer, Flat  | 23      | 5        |
| 90-06656-00 | Washer, Flat  | 24      | 19       |
| 90-06656-00 | Washer, Flat  | 2       | 7        |
| 90-06656-00 | Washer, Flat  | 2A      | 7        |
| 90-06659-00 | Washer, Flat No. 6  | 27      | 2        |
| 90-06659-00 | Washer, Flat  | 5       | 6        |
| 90-06659-00 | Washer, Flat  | 6       | 4        |
| 90-06660-00 | Washer, Flat No. 8  | 12      | 7        |
| 90-06662-00 | Washer, Flat (replaces 90-10164-00)                           | 7       | 23       |
| 90-06662-00 | Washer, Flat  | 2A      | 35       |
| 90-06662-00 | Washer, Flat  | 2       | 35       |
| 90-06664-00 | Washer, Flat (added)  | 13      | 18       |
| 90-06664-00 | Washer, Flat No. 10   | 7       | 36       |
| 90-06664-00 | Washer, Flat  | 2       | 11       |

\*\*\*NOTE\*\*\*

When the description includes "added" or "deleted", ALWAYS refer to the figure parts list for the latest related part description.

## VAX 8500/30/50 SYSTEM SORT BY DEC PART NUMBER

| PART NO.    | DESCRIPTION                        | FIG<br>NO. | ITEM<br>NO. |
|-------------|------------------------------------|------------|-------------|
| 90-06664-00 | Washer, Flat                       | 5          | 42          |
| 90-06664-00 | Washer, Flat                       | 4          | 4           |
| 90-06664-00 | Washer, Flat No. 10                | 1          | 9           |
| 90-06664-00 | Washer, Flat                       | 1A         | 20          |
| 90-06664-00 | Washer, Flat                       | 2A         | 11          |
| 90-06664-00 | Washer, Flat                       | 3          | 4           |
| 90-06668-00 | Washer, Flat                       | 6          | 38          |
| 90-06668-00 | Washer, Flat                       | 2A         | 65          |
| 90-06668-00 | Washer, Flat                       | 2          | 65          |
| 90-06687-00 | Washer, Split Lock                 | 2          | 49          |
| 90-06687-00 | Washer, Split Lock                 | 2A         | 49          |
| 90-06707-00 | Washer, Flat Nylon                 | 16         | 14          |
| 90-07031-00 | Tie, Cable                         | 19         | 6           |
| 90-07031-00 | Tie, Cable                         | 21         | 18          |
| 90-07031-00 | Tie, Cable                         | 2          | 50          |
| 90-07031-00 | Tie, Cable                         | 2A         | 50          |
| 90-07032-00 | Tie, Cable                         | 13         | 11          |
| 90-07032-00 | Tie, Cable Bundle                  | 6          | Not Shown   |
| 90-07032-00 | Tie, Cable                         | 2A         | 46          |
| 90-07032-00 | Tie, Cable                         | 2          | 46          |
| 90-07212-00 | Fuse, Slo Blo 1A                   | 5          | 12          |
| 90-07649-00 | Washer, Ext Tooth Lock No. 6       | 21         | 5           |
| 90-07649-00 | Washer, Ext Tooth Lock No. 6       | 19         | 7           |
| 90-07651-00 | Washer, External Tooth Lock        | 7          | 22          |
| 90-07651-00 | Washer, Ext Tooth Lock No. 10      | 21         | 11          |
| 90-07786-00 | Retainer, U-Nut No. 10-32          | 7          | 13          |
| 90-07786-00 | Nut, U No. 10-32                   | 2A         | 31          |
| 90-07786-00 | Nut, Retainer No. 10-32            | 1A         | 21          |
| 90-07786-00 | Retainer, U-Nut No. 10-32          | 1          | 34          |
| 90-07786-00 | Nut, U No. 10-32                   | 2          | 31          |
| 90-07797-00 | Washer, Split Lock No. 1/4         | 12         | 3           |
| 90-07797-00 | Washer, Split Lock                 | 7          | 40          |
| 90-07801-00 | Washer, Lock No. 6                 | 23         | 6           |
| 90-07801-00 | Washer, Split Lock No. 6           | 6          | 20          |
| 90-07801-00 | Washer, Split Lock No. 6           | 5          | 26          |
| 90-07880-00 | Tie, Cable                         | 28         | 16          |
| 90-08007-02 | Screw, Phl Flat Hd No. 10-32 x 1/4 | 7          | 15          |
| 90-08055-00 | Nut, Ela-Stop                      | 28         | 9           |
| 90-08151-00 | Washer, External Tooth Lock No. 8  | 7          | 38          |
| 90-08172-00 | Washer, Flat                       | 23         | 11          |
| 90-08172-00 | Washer, Flat                       | 10         | 3           |
| 90-08185-00 | Nut, Hex No. 6                     | 21         | 4           |
| 90-08185-00 | Nut, Hex No. 6-32                  | 19         | 8           |
| 90-08185-00 | Nut, Kep No. 6-32                  | 16         | 12          |
| 90-08203-00 | Nut, Kep No. 1/4-20                | 8          | 14          |

\*\*\*NOTE\*\*\*

When the description includes "added" or "deleted", ALWAYS refer to the figure parts list for the latest related part description.

## VAX 8500/30/50 SYSTEM SORT BY DEC PART NUMBER

| PART NO.    | DESCRIPTION  | FIG NO. | ITEM NO. |
|-------------|--|---------|----------|
| 90-08203-00 | Nut, Kep No. 1/4-20  | 1A      | 28       |
| 90-08203-00 | Nut, Kep No. 1/4-24  | 1       | 5        |
| 90-08264-00 | Mount, Cable Tie   | 28      | 15       |
| 90-08264-00 | Mount, Cable Tie   | 13      | 10       |
| 90-08264-00 | Mount, Cable Tie   | 19      | 5        |
| 90-08264-00 | Mount, Cable Tie   | 2       | 45       |
| 90-08264-00 | Mount, Cable Tie   | 2A      | 45       |
| 90-08270-00 | Washer, External Tooth Lock No. 6 (deleted)                  | 6       | 23       |
| 90-08270-00 | Washer, External Tooth Lock No. 6                            | 5       | 29       |
| 90-08451-06 | Screwlock, No. 4-40 x 3/16                                   | 16      | 13       |
| 90-08451-08 | Screw, Lock No. 4-40 x 3/8                                   | 10      | 4        |
| 90-08525-00 | Bumper, Rubber   | 18      | 8        |
| 90-08992-00 | Washer, Flat   | 22      | 19       |
| 90-09228-10 | Screw, Sems Pan Hd No. 10-32 x 3/8                           | 7       | 35       |
| 90-09228-10 | Screw, Sems Phi Pan Hd No. 10-32 x 3/8                       | 1A      | 22       |
| 90-09241-00 | Rivet  | 7       | 43       |
| 90-09273-00 | Ring, Retainer   | 18      | 7        |
| 90-09273-01 | Retaining Ring   | 6       | 27       |
| 90-09273-01 | Washer, Flat   | 5       | 33       |
| 90-09309-01 | Nut, Lock  | 6       | 16       |
| 90-09309-01 | Nut, Lock  | 5       | 22       |
| 90-09545-00 | Screw, Sems Phi Pan Hd No. 8-32 x 1/4                        | 2A      | 21       |
| 90-09545-00 | Screw, Sems Phi Pan Hd No. 8-32 x 1/4                        | 2       | 21       |
| 90-09545-01 | Screw, Sems Phi Hd No. 8-32 x 1/2                            | 12      | 6        |
| 90-09545-01 | Screw, Sems Phi Pan Hd No. 8-32 x 1/2                        | 2A      | 22       |
| 90-09545-01 | Screw, Sems Phi Pan Hd No. 8-32 x 1/2                        | 2       | 22       |
| 90-09580-00 | Ring, External Retaining                                     | 24      | 7        |
| 90-09617-00 | Tie, Cable   | 28      | 17       |
| 90-09643-03 | Screw, Sems Phi Pan Hd No. 4-40 x 5/16                       | 10      | 5        |
| 90-09682-00 | Screw, Sems Phi Pan No. 8-32 x 1/2<br>(replaces 90-00049-28) | 12      | 22       |
| 90-09682-00 | Screw, Hex Washer Hd No. 8-32 x 5/16                         | 7       | 37       |
| 90-09700-00 | Screw, Phi Truss Hd No. 10-32 x 1/2                          | 2A      | 30       |
| 90-09700-00 | Screw, Sems Phi Hd No. 10-32 x 1/2                           | 1       | 20       |
| 90-09700-00 | Screw, Sems Phi Hd No. 10-32 x 1/2                           | 1A      | 19       |
| 90-09700-00 | Screw, Phi Truss Hd No. 10-32 x 1/2                          | 2       | 30       |
| 90-09701-00 | Screw, Sems Phi Hd No. 6-32 x 5/16                           | 13      | 4        |
| 90-09701-00 | Screw, Phi Pan Hd No. 6-32 x 5/16                            | 2A      | 60       |
| 90-09701-00 | Screw, Phi Pan Hd No. 6-32 x 5/16                            | 2       | 60       |
| 90-09708-00 | Screw, Phi Pan Hd No. 6-32 x 3/8                             | 16      | 6        |
| 90-09708-00 | Screw, Phi Pan Hd No. 6-32 x 5/16                            | 17      | 3        |
| 90-09708-00 | Screw, Phi Pan Hd No. 6-32 x 5/16                            | 22      | 3        |
| 90-09775-01 | Washer, Flat   | 18      | 5        |
| 90-09800-02 | Screw, Phi Pan No. 6-19 x 1/4 Self-Tap                       | 28      | 10       |

\*\*\*NOTE\*\*\*

When the description includes "added" or "deleted", ALWAYS refer to the figure parts list for the latest related part description.

# VAX 8500/30/50 SYSTEM SORT BY DEC PART NUMBER

| PART NO.    | DESCRIPTION  | FIG NO. | ITEM NO. |
|-------------|--|---------|----------|
| 90-09800-02 | Screw, Self-Tapping No. 6-19 x 3/8                               | 12      | 12       |
| 90-09800-23 | Screw, Self-Tapping Phi Hd No. 6 x 1/2<br>(replaces 90-09800-18) | 2       | 3        |
| 90-09800-23 | Screw, Self-Tapping Phi No. 6 x 1/2<br>(replaces 90-09800-18)    | 2A      | 3        |
| 90-09865-01 | Nut, Push Round  | 15      | 9        |
| 90-09882-00 | Washer, Internal Tooth Lock No. 6                                | 22      | 11       |
| 90-09984-00 | Screw, Phi Pan Hd No. 6-32 x 3/8                                 | 6       | 5        |
| 90-09984-00 | Screw, Phi Pan Hd No. 6-32 x 3/8                                 | 5       | 8        |
| 90-09988-00 | Screw, Sems Hex Hd No. 1/4-20 x 1/2                              | 8       | 11       |
| 90-09988-05 | Screw, Sems Hex Hd No. 10-32 x 1/2                               | 8       | 23       |
| 90-09989-00 | Screw, Phi Pan Hd No. 6-32 x 3/8                                 | 12      | 25       |
| 90-10030-21 | Rivet (replaces 90-10003-01)                                     | 8       | 16       |
| 90-10089-00 | Screw, Phi Pan Hd No. 4-40 x 5/16                                | 31      | 4        |
| 90-10089-03 | Screw, Phi Pan Hd No. 6-32 x 1/2                                 | 16      | 16       |
| 90-10115-00 | Nut, Well No. 6-32   | 7       | 11       |
| 90-10141-01 | Screw, Phi Pan Hd No. 7-16 x 5/16                                | 16      | 5        |
| 90-10155-00 | Screw, Sems Phi Pan Hd No. 6-32 x 5/16                           | 21      | 17       |
| 90-10155-00 | Screw, Phi Pan Hd No. 6-32 x 5/16                                | 5       | 25       |
| 90-10155-00 | Screw, Phi Pan Hd No. 6-32 x 5/16                                | 6       | 19       |
| 90-10156-00 | Screw, Sems Hex Hd No. 10-32 x 1/2                               | 1       | 33       |
| 90-10156-00 | Screw, Sems Hex Hd No. 10-32 x 1/2                               | 1A      | 30       |
| 90-10158-04 | Screw, Flat Hd Phi No. 6-32 x 3/8                                | 29      | 8        |
| 90-10174-00 | Screw, Phi Pan Hd No. 6-32 x 1/4                                 | 6       | 12       |
| 90-10174-00 | Screw, Phi Pan Hd No. 6-32 x 1/4                                 | 5       | 18       |
| 90-10174-01 | Screw, Sems Phi Pan Hd No. 8-32 x 3/8                            | 2A      | 15       |
| 90-10174-01 | Screw, Sems Phi Pan Hd No. 8-32 x 3/8                            | 2       | 15       |
| 90-10174-02 | Screw, Sems Phi Pan Hd No. 8-32 x 3/8                            | 2       | 5        |
| 90-10174-02 | Screw, Sems Phi Pan Hd No. 8-32 x 3/8                            | 2A      | 5        |
| 90-10221-02 | Clip, Snap-in  | 8       | 24       |
| 90-10245-01 | Screw, Washer Pan Hd No. 6-32 x 1/2                              | 19      | 10       |
| 90-10318-02 | Ring, Retaining (Not Shown)                                      | 14      | 13       |
| 90-10359-02 | Rivet (added)  | 8       | 25       |
| 90-10376-02 | Screw, Phi Hd Self-Tap No. 6-20 x 1/4                            | 20      | 11       |
| 90-10379-02 | Screw, Button Cap Hex No. 4-40 x 3/8                             | 23      | 12       |
| 90-10386-01 | Screw, Slotted Hex Hd No. 6-32 x 5/16                            | 31      | 8        |
| 90-10388-01 | Clip, "U" (deleted)  | 31      | 3        |
| 90-10413-03 | Rivet  | 7       | 7        |
| 90-10421-01 | Screw, Phi Pan Hd No. 2-56 x 1/4                                 | 29      | 7        |
| 90-10435-01 | Rivet  | 20      | 10       |
| 90-10439-01 | Nut, Cap No. 6-32  | 5       | 27       |
| 90-10439-01 | Nut, Cap No. 6-32 x 5/16   | 6       | 21       |
| 90-10564-01 | Fastner, Triangle Crown Panel                                    | 12      | 16       |
| 90-10586-02 | Nut, Kep No. 6-32  | 5       | 4        |
| 90-10586-02 | Nut, Kep No. 6-32  | 6       | 3        |

## \*\*\*NOTE\*\*\*

When the description includes "added" or "deleted", ALWAYS refer to the figure parts list for the latest related part description.

VAX 8500/30/50 SYSTEM SORT BY DEC PART NUMBER

| PART NO.    | DESCRIPTION                                 | FIG NO. | ITEM NO. |
|-------------|---|---------|----------|
| 90-10639-01 | Screw, Shoulder                             | 2       | 27       |
| 90-10639-01 | Screw, Shoulder                             | 2A      | 27       |
| 90-10816-01 | Washer, Flat (replaces 70-06659-00)         | 2       | 26       |
| 90-10816-01 | Washer, Flat (replaces 90-06659-00)         | 2A      | 26       |
| 99-07690-01 | Envelope, Clear                             | 1A      | 32       |
| 99-07690-01 | Envelope, Clear                             | 1       | 15       |
| BA50-A      | ENCLOSURE ASSEMBLY, SYSTEM UNIT             | 17      | N/A      |
| BA50-A      | ENCLOSURE ASSEMBLY, SYSTEM UNIT             | 15      | 1        |
| BT-ZMAAD-C3 | Kit, Customer Console (Not Shown)           | 14      | 8        |
| DB88-AF     | BI Channel #0                               | 1       | 31       |
| DB88-AF     | BI Channel #0                               | 1A      | 12       |
| H405-A      | BOX ASSEMBLY, POWER INPUT (120V)            | 1A      | 2        |
| H405-A      | BOX ASSEMBLY, POWER INPUT (120V)            | 1       | 11       |
| H405-A      | BOX ASSEMBLY, POWER INPUT (120V)            | 5       | N/A      |
| H405-B      | BOX ASSEMBLY, POWER INPUT (240V)            | 6       | N/A      |
| H405-B      | BOX ASSEMBLY, POWER INPUT (240V)            | 1       | 11       |
| H405-B      | BOX ASSEMBLY, POWER INPUT (240V)            | 1A      | 2        |
| H7060-A     | Module, H7060 Control/Start-up Power        | 2A      | 38       |
| H7060-A     | Module, H7060 Control/Start-up Power        | 2       | 38       |
| H7061-A     | Module, H7061 Interface Logic               | 2       | 39       |
| H7061-A     | Module, H7061 Interface Logic               | 2A      | 39       |
| H7176-A     | CONTROLLER, H7176 POWER                     | 13      | N/A      |
| H7176-A     | CONTROLLER, H7176 POWER                     | 2A      | 37       |
| H7176-A     | CONTROLLER, H7176 POWER                     | 2       | 37       |
| H7180-A     | Power Supply, H7180 5/5.2V @200A Module     | 1       | 22       |
| H7180-A     | Power Supply, H7180 5/5.2V @200A            | 1A      | 13       |
| H7186-A     | Power Supply, H7189 +/-5V @85A Module       | 1       | 23       |
| H7186-A     | Power Supply, H7186 +/-5V @85A              | 1A      | 14       |
| H7187-A     | Power Supply, H7187 +/-2.5V Module          | 1       | 24       |
| H7187-A     | Power Supply, H7187 +/-2.5V @100A           | 1A      | 15       |
| H7188-AB    | EMM Assembly, H7188                         | 1A      | 16       |
| H7188-AB    | EMM Assembly, H7188                         | 1       | 25       |
| H7189-A     | Module, BIP Power                           | 1       | 26       |
| H7189-A     | Regulator, Power                            | 1A      | 17       |
| H7862-C     | POWER SUPPLY ASSEMBLY, H7862 (120/220/240V) | 15      | 3        |
| H7862-C     | POWER SUPPLY ASSEMBLY, H7862 (120/220/240V) | 19      | N/A      |
| H9400-AF    | CAGE ASSEMBLY, CARD                         | 9       | N/A      |
| H9400-AF    | CAGE ASSEMBLY, CARD                         | 2A      | 40       |
| H9400-AF    | CAGE ASSEMBLY, CARD                         | 2       | 40       |

\*\*\*NOTE\*\*\*

When the description includes "added" or "deleted", ALWAYS refer to the figure parts list for the latest related part description.

# VAX 8500/30/50 SYSTEM SORT BY DEC PART NUMBER

| PART NO. | DESCRIPTION                                 | FIG NO. | ITEM NO. |
|----------|---|---------|----------|
| KA85-AA  | Controller, CPU Module Set w/Memory         | 1       | 28       |
| KA88-AA  | Controller, CPU W/Memory                    | 1A      | 9        |
| KDJ11-CA | MOTHER BOARD ASSEMBLY, SYSTEM UNIT          | 16      | N/A      |
| KDJ11-CA | MOTHER BOARD ASSEMBLY, SYSTEM UNIT          | 15      | 2        |
| LK201-AA | KEYBOARD ASSEMBLY, LK201 (w/USA Keycaps)    | 30      | N/A      |
| LK201-AA | KEYBOARD ASSEMBLY, LK201                    | 14      | 3        |
| MS88-AA  | Module, 4MB Memory (deleted)                | 1       | 29       |
| MS88-AA  | Module, 4MB Memory (deleted)                | 1A      | 10       |
| MSC11-B  | Module, 512KB RAM Daughter (Not Shown)      | 14      | 9        |
| N/A      | 8550 KERNEL SYSTEM                          | 1A      | N/A      |
| N/A      | 8530 KERNEL SYSTEM                          | 1       | N/A      |
| PC380-AA | SYSTEM UNIT ASSEMBLY, PC380                 | 14      | 1        |
| PC380-AA | SYSTEM UNIT ASSEMBLY, PC380                 | 15      | N/A      |
| PC38N-AA | CONSOLE SUBSYSTEM, PC38N                    | 14      | N/A      |
| PC38N-AA | CONSOLE SUBSYSTEM, PC38N                    | 1       | 3F       |
| PC38N-AA | CONSOLE SUBSYSTEM, PC38N                    | 1A      | 8        |
| RD32-EA  | DISK DRIVE ASSEMBLY, RD32 (added)           | 32A     | N/A      |
| RD32-EAA | DISK DRIVE ASSEMBLY, RD32 (replaces RD52-A) | 14      | 4        |
| RD52-A   | DISK DRIVE ASSEMBLY RD52 (deleted)          | 32      | N/A      |
| RX50-AA  | DISKETTE DRIVE, RX50 DUAL                   | 15      | 4        |
| RX50-AA  | DISKETTE DRIVE, RX50 DUAL                   | 22      | N/A      |
| VR201-B  | MONITOR ASSEMBLY, VR201                     | 27      | N/A      |
| VR201-B  | MONITOR ASSEMBLY, VR201                     | 14      | 2        |
| VT2XX-AA | Stand, System                               | 14      | 5        |

## \*\*\*NOTE\*\*\*

When the description includes "added" or "deleted", ALWAYS refer to the figure parts list for the latest related part description.





# VAX 8500/30/50 SYSTEM SORT BY DEC PART DESCRIPTION

| DESCRIPTION                                       | DEC<br>PART NO. | FIG.<br>NO. | ITEM |
|---|-----------------|-------------|------|
| 851BA-YA (120V)                                   | 851BA-YA        | 1           | N/A  |
| 851BA-YB (240V)                                   | 851BA-YB        | 1           | N/A  |
| 8530 KERNEL SYSTEM                                | N/A             | 1           | N/A  |
| 8550 KERNEL SYSTEM                                | N/A             | 1A          | N/A  |
| 855BA-YA (120V)                                   | 855BA-YA        | 1A          | N/A  |
| 855BA-YB (240V)                                   | 855BA-YB        | 1A          | N/A  |
| Anchor, Tilt Bracket                              | 74-26807-01     | 25          | 5    |
| Arm/Ball Assembly                                 | 70-18441-00     | 25          | 3    |
| Backplane Assembly                                | 70-21473-01     | 9           | 2    |
| Backplane Assembly, CPU                           | 70-23573-23     | 2           | 2    |
| Backplane Assembly, CPU                           | 70-23098-01     | 2A          | 2    |
| Backplane Assembly, Memory (replaces 70-23949-01) | 70-24626-01     | 2A          | 4    |
| Backplane Assembly, Memory (replaces 70-23949-01) | 70-23426-01     | 2           | 4    |
| Backplane Assembly, Modular Power                 | 54-16709-02     | 2A          | 6    |
| Backplane Assembly, Modular Power                 | 54-16709-01     | 2           | 6    |
| Baffle Assembly                                   | 70-22912-01     | 2A          | 51   |
| Baffle Assembly                                   | 70-22912-01     | 2           | 51   |
| Baffle, Side                                      | 74-31338-01     | 2A          | 33   |
| Baffle, Side                                      | 74-31338-01     | 2           | 33   |
| Ball, Rubber                                      | 12-22570-01     | 23          | 17   |
| Baseplate/Spindle Shaft Assembly                  | 70-19176-00     | 23          | 9    |
| Battery Pack 3.75V                                | 12-19245-00     | 16          | 10   |
| Belt, Woven                                       | 12-18835-00     | 23          | 7    |
| Bezel Assembly                                    | 29-24993-00     | 32          | 3    |
| BEZEL ASSEMBLY (Green Phosphor)                   | 70-19578-01     | 28          | N/A  |
| BEZEL ASSEMBLY (Green Phosphor)                   | 70-19578-01     | 27          | 6    |
| BEZEL ASSEMBLY (NFR)                              | 70-19118-00     | 26          | N/A  |
| BEZEL ASSEMBLY (NFR)                              | 70-19118-00     | 22          | 15   |
| Bezel, CPU Bottom                                 | 74-31554-01     | 12          | 19   |
| Bezel, CRT  | 74-26539-01     | 28          | 1    |
| Bezel, Switch                                     | 74-26246-01     | 21          | 9    |
| Bezel/Label Assembly                              | 70-19783-00     | 26          | 1    |
| BI Channel #0                                     | DB88-AF         | 1A          | 12   |
| BI Channel #0                                     | DB88-AF         | 1           | 31   |
| Blower, Forward Curved                            | 12-24625-01     | 7           | 29   |
| BOARD ASSEMBLY, MONITOR                           | 70-19584-00     | 28          | 12   |
| BOX ASSEMBLY, POWER INPUT (120V)                  | H405-A          | 5           | N/A  |
| BOX ASSEMBLY, POWER INPUT (120V)                  | H405-A          | 1           | 11   |
| BOX ASSEMBLY, POWER INPUT (120V)                  | H405-A          | 1A          | 2    |

## \*\*\*NOTE\*\*\*

When the description includes "added" or "deleted", ALWAYS refer to the figure parts list for the latest related part description.

**VAX 8500/30/50 SYSTEM SORT BY DEC PART DESCRIPTION**

| <b>DESCRIPTION</b>                                | <b>DEC<br/>PART NO.</b> | <b>FIG.<br/>NO.</b> | <b>ITEM</b> |
|---|-------------------------|---------------------|-------------|
| BOX ASSEMBLY, POWER INPUT (240V)                  | H405-B                  | 6                   | N/A         |
| BOX ASSEMBLY, POWER INPUT (240V)                  | H405-B                  | 1A                  | 2           |
| BOX ASSEMBLY, POWER INPUT (240V)                  | H405-B                  | 1                   | 11          |
| Bracket, BI Cable                                 | 74-32891-01             | 2                   | 17          |
| Bracket, BI Cable                                 | 74-32891-01             | 2A                  | 17          |
| Bracket, Breaker Mounting                         | 74-32258-01             | 5                   | 38          |
| Bracket, Breaker Mounting                         | 74-32256-01             | 6                   | 30          |
| Bracket, Bulk Box                                 | 74-32833-02             | 13                  | 3           |
| Bracket, Cage Frame Mounting                      | 74-30798-01             | 8                   | 8           |
| Bracket, Cap Retainer                             | 74-33074-01             | 5                   | 7           |
| Bracket, Control Panel Mounting                   | 74-27145-01             | 8                   | 21          |
| Bracket, CPU Bus (Bottom)                         | 74-32746-01             | 2A                  | 20          |
| Bracket, CPU Bus (Bottom)                         | 74-32746-01             | 2                   | 20          |
| Bracket, CPU Bus (Top)                            | 74-32745-01             | 2A                  | 19          |
| Bracket, CPU Bus (Top)                            | 74-32745-01             | 2                   | 19          |
| Bracket, Filter                                   | 74-33100-01             | 7                   | 20          |
| Bracket, Housing                                  | 74-26802-02             | 2A                  | 58          |
| Bracket, Housing                                  | 74-26802-02             | 2                   | 58          |
| Bracket, LH Filter Slide                          | 74-31117-01             | 7                   | 26          |
| Bracket, Line Cord                                | 74-32257-01             | 5                   | 19          |
| Bracket, Line Cord                                | 74-32257-01             | 6                   | 13          |
| Bracket, Logic Cage Mounting                      | 74-32224-01             | 12                  | 2           |
| Bracket, Rear Seal                                | 74-26400-01             | 8                   | 15          |
| Bracket, RH Filter Slide                          | 74-31117-02             | 7                   | 27          |
| Bracket, Sensor                                   | 74-30763-01             | 2                   | 16          |
| Bracket, Sensor                                   | 74-30763-01             | 2A                  | 16          |
| Bracket, Slide                                    | 74-26808-01             | 29                  | 6           |
| Bracket, Support                                  | 74-32223-01             | 2                   | 34          |
| Bracket, Support (SPC)                            | 74-32223-01             | 2A                  | 34          |
| Bulkhead Assembly                                 | 70-22464-01             | 7                   | 42          |
| Bumper  | 12-20842-01             | 29                  | 16          |
| Bumper Strip                                      | 12-18949-00             | 29                  | 11          |
| Bumper, (Brown)                                   | 74-29464-06             | 28                  | 19          |
| Bumper, (Gray)                                    | 74-29464-04             | 28                  | 18          |
| Bumper, Door Stop                                 | 12-23079-02             | 2A                  | 54          |
| Bumper, Door Stop                                 | 12-23079-02             | 2                   | 54          |
| Bumper, Rubber                                    | 90-08525-00             | 18                  | 8           |
| Bus Bar Assembly, 5V Power (replaces 17-01160-01) | 17-01507-01             | 2A                  | 63          |
| Bus Bar Assembly, 5V Power (replaces 17-01160-01) | 17-01507-01             | 2                   | 63          |
| Bus Bar, CPU Power Distribution                   | 17-01166-01             | 2A                  | 62          |
| Bus Bar, CPU Power Distribution                   | 17-01166-01             | 2                   | 62          |
| Button, Locator                                   | 74-32525-01             | 12                  | 23          |
| Button, Slide                                     | 74-26806-01             | 29                  | 2           |

**\*\*\*NOTE\*\*\***

When the description includes "added" or "deleted", ALWAYS refer to the figure parts list for the latest related part description.

# VAX 8500/30/50 SYSTEM SORT BY DEC PART DESCRIPTION

| DESCRIPTION   | DEC<br>PART NO. | FIG.<br>NO. | ITEM      |
|---|-----------------|-------------|-----------|
| CABINET SUBASSEMBLY   | 70-23575-01     | 1           | 1         |
| CABINET SUBASSEMBLY   | 70-23145-01     | 2A          | N/A       |
| CABINET SUBASSEMBLY   | 70-23575-01     | 2           | N/A       |
| CABINET SUBASSEMBLY   | 70-23145-01     | 1A          | 1         |
| Cable Assembly  | 17-00285-00     | 15          | 6         |
| Cable Assembly  | 17-00280-00     | 15          | 8         |
| Cable Assembly (BBU J18 to SPC J14) (added)                     | 17-01159-02     | 1           | Not Shown |
| Cable Assembly (BBU J18 to SPC J14) (added)                     | 17-01159-02     | 1A          | Not Shown |
| Cable Assembly (BBU J19 to SPC J13) (added)                     | 17-01131-02     | 1A          | Not Shown |
| Cable Assembly (BBU J19 to SPC J13) (added)                     | 17-01131-02     | 1           | Not Shown |
| Cable Assembly (BBU J22 to H405 J5) (added)                     | 17-00365-03     | 1A          | Not Shown |
| Cable Assembly (BBU J22 to H405-A J5) (added)                   | 17-00365-03     | 1           | Not Shown |
| Cable Assembly (replaces 17-01131-01)                           | 17-01825-01     | 2           | Not Shown |
| Cable Assembly w/Wrist Strap                                    | 12-24023-01     | 1A          | 34        |
| Cable Assembly w/Wrist Strap                                    | 12-24023-01     | 1           | 32        |
| Cable Assembly, (replaces 17-01131-01)                          | 17-01825-01     | 2A          | Not Shown |
| Cable Assembly, 55 Ohm  | 17-00555-01     | 2A          | Not Shown |
| Cable Assembly, 55 Ohm  | 17-00555-01     | 2           | Not Shown |
| Cable Assembly, 62 Pin (Not Shown)                              | 17-00404-01     | 14          | 10        |
| Cable Assembly, 75 Ohm  | 17-01172-01     | 2A          | Not Shown |
| Cable Assembly, 75 Ohm  | 17-01172-01     | 2           | Not Shown |
| CABLE ASSEMBLY, BEZEL LED                                       | 70-19041-00     | 26          | 2         |
| Cable Assembly, Bulkhead Box Internal<br>(replaces 17-01182-01) | 17-01565-01     | 5           | 35        |
| Cable Assembly, CPU/MEM Jumper                                  | 17-00652-01     | 2           | Not Shown |
| Cable Assembly, CT150 Keyboard                                  | 17-00294-00     | 30          | 10        |
| Cable Assembly, DC Output                                       | 70-19731-0L     | 19          | 4         |
| Cable Assembly, EMM Signal                                      | 17-01148-01     | 2A          | Not Shown |
| Cable Assembly, EMM Signal                                      | 17-01148-01     | 2           | Not Shown |
| Cable Assembly, Female/Female (Not Shown)                       | 17-01337-01     | 14          | 11        |
| Cable Assembly, Flat  | 17-01219-01     | 2A          | Not Shown |
| Cable Assembly, Flat  | 17-01219-01     | 2           | Not Shown |
| Cable Assembly, Ground Jumper                                   | 17-01176-01     | 7           | 34        |
| CABLE ASSEMBLY, INDEX   | 70-18835-00     | 24          | 16        |
| Cable Assembly, Jumper  | 17-01333-01     | 5           | Not Shown |
| Cable Assembly, Jumper  | 17-01333-02     | 5           | Not Shown |
| Cable Assembly, Jumper (300V) (replaces 17-01353-01)            | 17-01590-01     | 6           | Not Shown |
| Cable Assembly, Jumper (Brown) (FB to CBI)                      | 17-01366-03     | 6           | Not Shown |
| Cable Assembly, Jumper (Red) (FB to CBI)                        | 17-01366-01     | 6           | Not Shown |
| Cable Assembly, Jumper (Yellow) (FB to CBI)                     | 17-01366-02     | 6           | Not Shown |
| Cable Assembly, Jumper CPU/MEM                                  | 17-00652-01     | 2A          | Not Shown |
| Cable Assembly, Power   | 17-00342-02     | 15          | 7         |
| Cable Assembly, Printer   | 17-00300-00     | 15          | Not Shown |

## \*\*\*NOTE\*\*\*

When the description includes "added" or "deleted", ALWAYS refer to the figure parts list for the latest related part description.

**VAX 8500/30/50 SYSTEM SORT BY DEC PART DESCRIPTION**

| <b>DESCRIPTION</b>   | <b>DEC<br/>PART NO.</b> | <b>FIG.<br/>NO.</b> | <b>ITEM</b> |
|--|-------------------------|---------------------|-------------|
| Cable Assembly, Track 0 Sensor                               | 70-18931-00             | 22                  | 2           |
| Cable Assembly, Video  | 17-00283-00             | 15                  | 12          |
| CABLE ASSEMBLY, WRITE/PROTECT                                | 70-18834-00             | 24                  | 10          |
| CAGE ASSEMBLY, CARD  | H9400-AF                | 9                   | N/A         |
| Cage Assembly, Card  | 70-22105-01             | 9                   | 1           |
| CAGE ASSEMBLY, CARD  | H9400-AF                | 2A                  | 40          |
| CAGE ASSEMBLY, CARD  | H9400-AF                | 2                   | 40          |
| Cage Assembly, Card MPS                                      | 70-23072-01             | 7                   | 8           |
| CAGE ASSEMBLY, LOGIC (replaces 70-22913-01)                  | 70-22913-02             | 12                  | N/A         |
| CAGE ASSEMBLY, LOGIC (replaces 70-22913-01)                  | 70-22913-02             | 7                   | 12          |
| Cap Assembly   | 12-16734-00             | 5                   | 5           |
| Cap, Snap Off  | 12-20293-01             | 27                  | 5           |
| CARD CAGE ASSEMBLY   | 70-20611-02             | 16                  | 2           |
| Card Edge (3 Pin)  | 12-17567-00             | 2A                  | 59          |
| Card Edge (3 Pin)  | 12-17567-00             | 2                   | 59          |
| Carriage   | 74-25218-00             | 25                  | 1           |
| CARRIAGE ASSEMBLY (NFR)                                      | 70-18442-00             | 23                  | 13          |
| CARRIAGE ASSEMBLY (NFR)                                      | 70-18442-00             | 25                  | N/A         |
| Carrier, Fuse  | 12-21126-03             | 5                   | 13          |
| Chassis  | 74-26213-00             | 21                  | 1           |
| CHASSIS ASSEMBLY   | 70-18970-00             | 21                  | N/A         |
| CHASSIS ASSEMBLY   | 70-18970-00             | 19                  | 1           |
| Circuit Breaker 120V (replaces 12-25286-01)                  | 12-25286-02             | 13                  | 12          |
| Circuit Breaker 6A   | 12-19912-01             | 21                  | 13          |
| Circuit Breaker, 11.0A, 480V (replaces 12-25550-01)          | 12-25550-02             | 6                   | 22          |
| Circuit Breaker, 20.0A, 240V (replaces 12-25471-01)          | 12-25471-02             | 5                   | 44          |
| Circuit Breaker, 6.0A 250V                                   | 12-19912-01             | 6                   | 31          |
| Circuit Breaker, 6.0A 250V (added)                           | 12-19912-01             | 5                   | 28          |
| Clip, "U" (deleted)  | 90-10388-01             | 31                  | 3           |
| Clip, Channel  | 74-28306-01             | 20                  | 5           |
| Clip, Electrostatic Discharge                                | 74-32703-01             | 12                  | 11          |
| Clip, Ground   | 74-28201-01             | 32                  | 4           |
| Clip, Grounding  | 74-28201-02             | 22                  | 16          |
| Clip, Nylon  | 12-21535-01             | 7                   | 6           |
| Clip, Snap-in  | 90-10221-02             | 8                   | 24          |
| Clip, Spring   | 74-26542-02             | 28                  | 5           |
| Collet Assembly  | 70-18635-00             | 24                  | 2           |
| Connector Assembly, I/O Transition<br>(replaces 70-22128-01) | 12-22246-01             | 9                   | 6           |
| Connector, (P1) 2 Pin Housing                                | 12-18622-12             | 24                  | 17          |
| Connector, (P1) 3 Pin Housing                                | 12-18622-20             | 24                  | 11          |

**\*\*\*NOTE\*\*\***

When the description includes "added" or "deleted", ALWAYS refer to the figure parts list for the latest related part description.

# VAX 8500/30/50 SYSTEM SORT BY DEC PART DESCRIPTION

| DESCRIPTION                                    | DEC<br>PART NO. | FIG.<br>NO. | ITEM      |
|--|-----------------|-------------|-----------|
| Connector, (P1) 4 Pin Housing                  | 12-18622-13     | 26          | 3         |
| Connector, (P1,P2) 3 Pin Mate-N-Lok            | 12-12167-00     | 11          | 1         |
| Connector, (P5) 6 Pin Mate-N-Lok               | 12-12167-06     | 11          | 3         |
| Connector, 3 Position Power Receptacle (added) | 12-14157-06     | 6           | 40        |
| Connector, 7 Pin                               | 12-11537-00     | 5           | 9         |
| Connector, Power RCPT (250V 6A)(added)         | 12-14157-06     | 5           | 45        |
| Connector, Type D (added)                      | 12-21155-01     | 10          | 7         |
| Connector, Type D 25 pin (added)               | 12-25007-01     | 10          | 8         |
| CONSOLE SUBSYSTEM, PC38N                       | PC38N-AA        | 14          | N/A       |
| CONSOLE SUBSYSTEM, PC38N                       | PC38N-AA        | 1           | 36        |
| CONSOLE SUBSYSTEM, PC38N                       | PC38N-AA        | 1A          | 8         |
| Controller, CPU Module Set w/Memory            | KA85-AA         | 1           | 28        |
| Controller, CPU W/Memory                       | KA88-AA         | 1A          | 9         |
| CONTROLLER, H7176 POWER                        | H7176-A         | 13          | N/A       |
| CONTROLLER, H7176 POWER                        | H7176-A         | 2A          | 37        |
| CONTROLLER, H7176 POWER                        | H7176-A         | 2           | 37        |
| Controller, System Power                       | 70-22873-01     | 2A          | 36        |
| Controller, System Power                       | 70-22873-01     | 2           | 36        |
| Cord Assembly, Power                           | 17-01294-01     | 5           | 20        |
| Cord Assembly, Power                           | 17-00442-17     | 1A          | 4         |
| Cord Assembly, Power                           | 17-00442-17     | 1           | 13        |
| Cord, Power                                    | 17-00045-00     | 11          | 9         |
| Cover  | 74-26214-00     | 19          | 3         |
| COVER ASSEMBLY, LOWER CONE LIFT                | 70-18932-05     | 24          | N/A       |
| COVER ASSEMBLY, LOWER CONE LIFT (NFR)          | 70-18932-05     | 22          | 8         |
| COVER ASSEMBLY, REAR                           | 70-19579-00     | 29          | N/A       |
| Cover Assembly, Rear                           | 70-19797-01     | 29          | 1         |
| COVER ASSEMBLY, REAR                           | 70-19579-00     | 27          | 1         |
| Cover Assembly, Top                            | 70-19497-04     | 1A          | 29        |
| COVER ASSEMBLY, UPPER CONE LIFT                | 70-18932-04     | 24          | N/A       |
| COVER ASSEMBLY, UPPER CONE LIFT (NFR)          | 70-18932-04     | 22          | 7         |
| Cover, Actuator                                | 74-32674-01     | 6           | 28        |
| Cover, Bottom                                  | 74-32255-01     | 6           | 36        |
| Cover, Bottom                                  | 74-32255-01     | 5           | 40        |
| Cover, Lift Cone                               | 74-25233-03     | 24          | 1         |
| Cover, Terminal                                | 74-32258-01     | 5           | 24        |
| Cover, Terminal                                | 74-32258-01     | 6           | 18        |
| Cover, Top                                     | 74-32254-01     | 5           | 39        |
| Cover, Top                                     | 74-32254-01     | 6           | 35        |
| Cover, Top                                     | 70-19497-04     | 1           | 19        |
| CRT and Yoke Assembly (Greer, Phosphor)        | 70-19722-01     | 28          | 3         |
| Decal, "Ground"                                | 36-12680-00     | 21          | Not Shown |
| Device PCB                                     | 29-26244-00     | 32A         | 1         |
| DISK DRIVE ASSEMBLY, RD32 (added)              | RD32-EA         | 32A         | N/A       |
| DISK DRIVE ASSEMBLY, RD32 (replaces RD52-A)    | RD32-EAA        | 14          | 4         |

## \*\*\*NOTE\*\*\*

When the description includes "added" or "deleted", ALWAYS refer to the figure parts list for the latest related part description.

**VAX 8500/30/50 SYSTEM SORT BY DEC PART DESCRIPTION**

| <b>DESCRIPTION</b>                           | <b>DEC<br/>PART NO.</b> | <b>FIG.<br/>NO.</b> | <b>ITEM</b> |
|--|-------------------------|---------------------|-------------|
| DISK DRIVE ASSEMBLY, RD52 (deleted)          | RD52-A                  | 32                  | N/A         |
| DISKETTE DRIVE, RX50 DUAL                    | RX50-AA                 | 15                  | 4           |
| DISKETTE DRIVE, RX50 DUAL                    | RX50-AA                 | 22                  | N/A         |
| DOOR ASSEMBLY, FRONT                         | 70-22901-01             | 3                   | N/A         |
| DOOR ASSEMBLY, FRONT                         | 70-22901-01             | 1A                  | 7           |
| DOOR ASSEMBLY, FRONT                         | 70-22901-01             | 1                   | 2           |
| DOOR ASSEMBLY, REAR                          | 70-22899-01             | 4                   | N/A         |
| DOOR ASSEMBLY, REAR                          | 70-22899-01             | 1A                  | 31          |
| DOOR ASSEMBLY, REAR                          | 70-22899-01             | 1                   | 21          |
| Door, Bezel                                  | 74-31552-02             | 2A                  | 43          |
| Door, Bezel                                  | 74-31552-02             | 2                   | 43          |
| Door, Card Cage                              | 74-28266-02             | 16                  | 6           |
| Door, CPU Bezel                              | 74-31552-01             | 2A                  | 42          |
| Door, CPU Bezel                              | 74-31552-01             | 2                   | 42          |
| Door, Lower                                  | 74-25239-01             | 24                  | 21          |
| Door, Transparent Keyboard deleted)          | 74-26222-03             | 31                  | 7           |
| Door, Upper                                  | 74-25239-00             | 24                  | 21          |
| EMM Assembly, H7188                          | H7188-AB                | 1                   | 25          |
| EMM Assembly, H7188                          | H7188-AB                | 1A                  | 16          |
| ENCLOSURE ASSEMBLY, BOTTOM                   | 70-18432-00             | 18                  | N/A         |
| ENCLOSURE ASSEMBLY, BOTTOM                   | 70-18432-00             | 17                  | 1           |
| ENCLOSURE ASSEMBLY, SYSTEM UNIT              | BA50-A                  | 15                  | 1           |
| ENCLOSURE ASSEMBLY, SYSTEM UNIT              | BA50-A                  | 17                  | N/A         |
| Enclosure Assembly, Top                      | 70-18439-00             | 17                  | 4           |
| Enclosure, Bottom                            | 74-25658-00             | 18                  | 1           |
| Enclosure, Bottom Keyboard                   | 70-21300-01             | 31                  | 5           |
| Enclosure, Top Keyboard                      | 74-26053-00             | 31                  | 6           |
| Envelope, Clear                              | 99-07690-01             | 1A                  | 32          |
| Envelope, Clear                              | 99-07690-01             | 1                   | 15          |
| Equalizer, Double Key                        | 74-26989-01             | 30                  | 8           |
| Equalizer, Space Bar                         | 74-27103-01             | 30                  | 7           |
| Extender, Housing                            | 74-32778-01             | 5                   | 2           |
| Fan, 4-1/2 in. 70 CFM                        | 12-13185-03             | 21                  | 2           |
| Fastner, Triangle Crown Panel                | 90-10564-01             | 12                  | 16          |
| Fastner, Wire Push Mounting                  | 12-20114-01             | 28                  | 13          |
| Filler Assembly, Module                      | 70-23091-01             | 1A                  | 11          |
| Filler Assembly, Module                      | 70-23091-01             | 1                   | 30          |
| Filter Assembly, Line                        | 12-26355-02             | 6                   | 11          |
| Filter Assembly, Line                        | 12-26355-01             | 5                   | 17          |
| Filter Assembly, Line (replaces 12-21258-02) | 12-23655-03             | 5                   | 14          |
| Filter, Air                                  | 12-23034-05             | 2A                  | 44          |
| Filter, Air                                  | 12-23034-05             | 2                   | 44          |
| Filter, Line 120/208V, 12 A, 50/60Hz         | 12-25185-01             | 5                   | 34          |
| Filter, Line EMI/RFI 16A, 47-63 Hz           | 12-19046-00             | 21                  | 10          |

**\*\*\*NOTE\*\*\***

When the description includes "added" or "deleted", ALWAYS refer to the figure parts list for the latest related part description.

# VAX 8500/30/50 SYSTEM SORT BY DEC PART DESCRIPTION

| DESCRIPTION                                     | DEC<br>PART NO. | FIG.<br>NO. | ITEM      |
|---|-----------------|-------------|-----------|
| Filter, Power Bus                               | 12-23555-03     | 6           | 8         |
| Filter, Power Line 9A                           | 12-26306-01     | 6           | 29        |
| Foot, 5 Degree Slope                            | 74-27577-01     | 30          | 12        |
| Frame Assembly, Card Cage                       | 70-23109-01     | 12          | 1         |
| FRAME ASSEMBLY, SINGLE                          | 70-22895-01     | 7           | 1         |
| FRAME ASSEMBLY, SINGLE                          | 70-22895-01     | 8           | N/A       |
| Fuse Block, 30A                                 | 12-25633-01     | 6           | 6         |
| Fuse, 30A, 600V                                 | 12-22573-02     | 6           | 7         |
| Fuse, Slo Blo 1A                                | 90-07212-00     | 5           | 12        |
| Gasket Assembly                                 | 70-19605-19     | 7           | 5         |
| Gasket Assembly                                 | 70-19605-11     | 7           | 3         |
| Gasket Assembly                                 | 70-19605-23     | 7           | 4         |
| Grease, Hydrocarbon                             | 49-01519-01     | 23          | Not Shown |
| Grease, Lithium                                 | 49-01237-00     | 23          | Not Shown |
| Grommet   | 12-25469-01     | 2A          | 32        |
| Grommet   | 12-25469-01     | 2           | 32        |
| Ground Strap                                    | 74-29836-01     | 16          | 3         |
| Ground Strap                                    | 12-13756-07     | 4           | 6         |
| Ground Strap                                    | 12-13756-07     | 3           | 6         |
| Ground Strip                                    | 74-32892-01     | 13          | 14        |
| Guard, Finger                                   | 12-10263-01     | 21          | 3         |
| Guard, Finger                                   | 70-23592-01     | 2A          | 57        |
| Guard, Finger                                   | 70-23592-01     | 2           | 57        |
| Guide Assembly, Bottom Card (Memory)            | 70-22560-01     | 12          | 21        |
| Guide Assembly, Card (LH)                       | 70-21619-02     | 12          | 8         |
| Guide Assembly, Card (LH)                       | 70-22918-02     | 12          | 10        |
| Guide Assembly, Card (RH)                       | 70-21619-01     | 12          | 5         |
| Guide Assembly, Card (RH)                       | 70-22918-01     | 12          | 9         |
| Guide Assembly, Top Card (Memory)               | 70-22561-01     | 12          | 20        |
| Guide, Pin                                      | 74-32231-01     | 7           | 31        |
| Handle  | 74-26809-01     | 29          | 9         |
| Handle, Latch Wire                              | 74-26537-01     | 18          | 4         |
| Harness Assembly                                | 17-01134-01     | 1A          | Not Shown |
| Harness Assembly                                | 17-01198-01     | 1           | 14        |
| Harness Assembly                                | 17-01124-01     | 1           | Not Shown |
| Harness Assembly                                | 17-01198-01     | 1A          | 5         |
| Harness Assembly                                | 17-01081-01     | 2           | 23        |
| Harness Assembly                                | 17-01132-01     | 1           | Not Shown |
| Harness Assembly                                | 17-01132-01     | 1A          | Not Shown |
| Harness Assembly (added)                        | 17-01537-01     | 1A          | Not Shown |
| Harness Assembly (added)                        | 17-01536-01     | 1A          | Not Shown |
| Harness Assembly (BBU J20 to H405-A J6) (added) | 17-01593-01     | 1A          | Not Shown |
| Harness Assembly (BBU J20 to H405-A J6) (added) | 17-01593-01     | 1           | Not Shown |
| Harness Assembly Wire (added)                   | 17-01537-01     | 1           | Not Shown |
| Harness Assembly Wire (added)                   | 17-01536-01     | 1           | Not Shown |

## \*\*\*NOTE\*\*\*

When the description includes "added" or "deleted", ALWAYS refer to the figure parts list for the latest related part description.



**VAX 8500/30/50 SYSTEM SORT BY DEC PART DESCRIPTION**

| <b>DESCRIPTION</b>   | <b>DEC<br/>PART NO.</b> | <b>FIG.<br/>NO.</b> | <b>ITEM</b>   |
|--|-------------------------|---------------------|---------------|
| Harness Assembly Wire (added)  | 17-01134-01             | 1                   | Not Shown     |
| Harness Assembly, 5 Conductor 15' Unshielded   | 17-01295-01             | 6                   | 14            |
| PowerHarness Assembly, Blower Power  | 17-01130-01             | 2                   | Not Shown     |
| HARNESS ASSEMBLY, BLOWER POWER (deleted)   | 17-01130-01             | 11                  | N/A           |
| HARNESS ASSEMBLY, BLOWER POWER (deleted)   | 17-01130-01             | 2A                  | 61            |
| HARNESS ASSEMBLY, BLOWER POWER (deleted)   | 17-01133-01             | 2                   | 61            |
| Harness Assembly, Chassis  | 70-18969-00             | 21                  | 7             |
| Harness Assembly, Internal Neutral (added)   | 17-01572-01             | 6                   | Not Shown     |
| Harness Assembly, w/One 19 Position Connector<br>(J2) and Four Ring Terminals (replaces 17-01240-01) | 17-01591-01             | 6                   | 39            |
| <br>Harness Assembly, Wire   | <br>17-01145-01         | <br>2A              | <br>Not Shown |
| Harness Assembly, Wire   | 17-01144-01             | 2A                  | Not Shown     |
| Harness Assembly, Wire   | 17-01178-01             | 2A                  | Not Shown     |
| Harness Assembly, Wire   | 17-00765-01             | 2A                  | 56            |
| Harness Assembly, Wire   | 17-01081-01             | 2A                  | 23            |
| Harness Assembly, Wire   | 17-01339-01             | 6                   | Not Shown     |
| Harness Assembly, Wire   | 17-01334-01             | 5                   | Not Shown     |
| Harness Assembly, Wire   | 17-01180-01             | 2A                  | Not Shown     |
| Harness Assembly, Wire   | 17-01210-01             | 2A                  | Not Shown     |
| Harness Assembly, Wire   | 17-01179-01             | 2A                  | Not Shown     |
| <br>Harness Assembly, Wire   | <br>17-01144-01         | <br>2               | <br>Not Shown |
| Harness Assembly, Wire   | 17-01179-01             | 2                   | Not Shown     |
| Harness Assembly, Wire   | 17-01145-01             | 2                   | Not Shown     |
| Harness Assembly, Wire   | 17-01180-01             | 2                   | Not Shown     |
| Harness Assembly, Wire   | 17-01178-01             | 2                   | Not Shown     |
| Harness Assembly, Wire   | 17-01210-01             | 2                   | Not Shown     |
| Harness Assembly, Wire   | 17-00765-01             | 2                   | 56            |
| Harness Assembly, Wire (added)   | 17-01339-01             | 5                   | Not Shown     |
| <br>Harness Assembly, Wire (deleted)   | <br>17-01133-01         | <br>2A              | <br>Not Shown |
| Harness Assembly, Wire (replaces 17-01164-01)  | 17-01574-01             | 13                  | 6             |
| Harness Assembly, Wire 75 Ohm (deleted)  | 17-01225-01             | 2A                  | Not Shown     |
| Harness Assembly, Wire 75 Ohm (deleted)  | 17-01225-01             | 2                   | Not Shown     |
| Head Set Assembly  | 70-19555-00             | 23                  | 10            |
| HIGHBOY ASSEMBLY, SINGLE WIDTH<br>(replaces 70-22920-01)   | 70-22920-02             | 7                   | N/A           |
| HIGHBOY ASSEMBLY, SINGLE WIDTH<br>(replaces 70-22920-01)   | 70-22920-02             | 2A                  | 1             |
| <br>HIGHBOY ASSEMBLY, SINGLE WIDTH<br>(replaces 70-22920-01)   | <br>70-22920-02         | <br>2               | <br>1         |
| Hinge Assembly (LH)  | 12-20203-01             | 3                   | 3             |
| Hinge Assembly (RH)  | 12-20203-02             | 4                   | 3             |
| Holder, (Head Load)  | 74-25225-00             | 24                  | 8             |
| Holder, Fuse   | 12-21126-01             | 5                   | 11            |
| Holder, Plane Head   | 74-25235-00             | 24                  | 18            |

\*\*\*NOTE\*\*\*

When the description includes "added" or "deleted", ALWAYS refer to the figure parts list for the latest related part description.

# VAX 8500/30/50 SYSTEM SORT BY DEC PART DESCRIPTION

| DESCRIPTION                                  | DEC<br>PART NO. | FIG.<br>NO. | ITEM      |
|--|-----------------|-------------|-----------|
| Insert, Blank                                | 74-26535-01     | 20          | 8         |
| Insert, Blank                                | 74-26534-01     | 20          | 7         |
| Insulator, CRT                               | 74-27754-01     | 28          | 7         |
| Jumper                                       | 12-14314-00     | 32A         | 2         |
| Jumper Assembly (added)                      | 17-01573-01     | 6           | Not Shown |
| Jumper Assembly, 800V Power Grnd/Chassis     | 17-01592-01     | 6           | 42        |
| KEYBOARD ASSEMBLY                            | 70-23983-AA     | 30          | 1         |
| KEYBOARD ASSEMBLY                            | 70-18416-00     | 30          | 2         |
| KEYBOARD ASSEMBLY                            | 70-18416-00     | 31          | N/A       |
| KEYBOARD ASSEMBLY, LK201                     | LK201-AA        | 14          | 3         |
| KEYBOARD ASSEMBLY, LK201 (w/USA Keycaps)     | LK201-AA        | 30          | N/A       |
| Keyboard Chassis Assembly                    | 70-19004-00     | 31          | 1         |
| Keycap Set w/USA (replaces 70-19005-53)      | 70-21081-53     | 30          | 9         |
| Keys (added)                                 | 12-26339-01     | 1A          | Not Shown |
| Keys, Cabinet Door (added)                   | 12-26339-01     | 1           | Not Shown |
| Kit, Customer Console (Not Shown)            | BT-ZMAAD-C3     | 14          | 8         |
| Kit, Plug ID                                 | 12-23701-18     | 1           | 18        |
| Label  | 36-16073-00     | 11          | 10        |
| Label, "Cable Caution, LK201"                | 36-23798-01     | 30          | Not Shown |
| Label, "Assembly No."                        | 36-18307-05     | 1           | Not Shown |
| Label, "Assembly No." (replaces 36-18307-01) | 36-18307-05     | 1A          | Not Shown |
| Label, "Bar Code Blank" (added)              | 36-18460-10     | 22          | Not Shown |
| Label, "Bulkhead"                            | 36-26181-02     | 6           | Not Shown |
| Label, "Bulkhead"                            | 36-26181-01     | 5           | Not Shown |
| Label, "Bulkhead"                            | 36-25807-01     | 1A          | Not Shown |
| Label, "Bulkhead"                            | 36-25807-01     | 1           | Not Shown |
| Label, "Cable Table"                         | 36-25537-02     | 1           | Not Shown |
| Label, "Cable Table"                         | 36-25537-01     | 1           | Not Shown |
| Label, "Cable Table"                         | 36-25537-02     | 1A          | Not Shown |
| Label, "Cable Table"                         | 36-25537-01     | 1A          | Not Shown |
| Label, "Caution Correct Voltage Setting"     | 36-16157-00     | 19          | 14        |
| Label, "Caution"                             | 36-20124-01     | 19          | 12        |
| Label, "Classified/License System"           | 36-26212-01     | 1           | Not Shown |
| Label, "CPU Logic"                           | 36-25676-01     | 7           | Not Shown |
| Label, "Danger High Currents"                | 36-23543-01     | 1A          | Not Shown |
| Label, "Danger High Currents"                | 36-23543-01     | 1           | Not Shown |
| Label, "Danger Stored High Voltage"          | 36-16930-00     | 19          | 13        |
| Label, "Electrical Data"                     | 36-26216-01     | 13          | Not Shown |
| Label, "Electrical Rating"                   | 36-20122-06     | 19          | 15        |
| Label, "Equipment Warning, 100V"             | 36-17905-16     | 15          | Not Shown |
| Label, "ESP Static Symbol"                   | 36-24214-02     | 12          | Not Shown |
| Label, "FCC Class A Processor"               | 36-17880-02     | 1A          | Not Shown |
| Label, "FCC Class A Processor"               | 36-17880-02     | 1           | Not Shown |

## \*\*\*NOTE\*\*\*

When the description includes "added" or "deleted", ALWAYS refer to the figure parts list for the latest related part description.

## VAX 8500/30/50 SYSTEM SORT BY DEC PART DESCRIPTION

| DESCRIPTION                                    | DEC<br>PART NO. | FIG.<br>NO. | ITEM      |
|--|-----------------|-------------|-----------|
| Label, "Fuse Warning"                          | 36-26214-01     | 5           | Not Shown |
| Label, "Fuse Warning"                          | 36-26213-01     | 6           | Not Shown |
| Label, "Fuse"                                  | 36-20123-01     | 21          | Not Shown |
| Label, "Fus3"                                  | 36-25176-01     | 13          | Not Shown |
| Label, "Fuse" (added)                          | 36-26215-01     | 13          | Not Shown |
| Label, "Ground"                                | 36-13272-00     | 4           | 7         |
| Label, "Ground"                                | 36-13272-00     | 3           | 7         |
| Label, "Ground" (added)                        | 36-12680-02     | 13          | Not Shown |
| Label, "Power Rating 100-120/220V"             | 36-20215-01     | 15          | Not Shown |
| Label, "Regulations"                           | 36-20217-01     | 29          | 13        |
| Label, "Regulations"                           | 36-20218-13     | 15          | Not Shown |
| Label, "Serial No."                            | 36-20216-01     | 29          | 12        |
| Label, "Serial Number"                         | 36-19833-01     | 22          | Not Shown |
| Label, "Serial Regulator"                      | 36-20312-01     | 30          | 11        |
| Label, "Serial" (Hong Kong)                    | 36-20216-02     | 29          | Not Shown |
| Label, "Serial" (Hong Kong)                    | 36-20216-03     | 29          | Not Shown |
| Label, "Serial" (replaces 36-22147-01)         | 36-22147-06     | 10          | Not Shown |
| Label, "Serial" (Spain)                        | 36-20216-04     | 29          | Not Shown |
| Label, "Serial" (Taiwan)                       | 36-20216-01     | 29          | Not Shown |
| Label, "Serial/Power Rating"                   | 36-26211-04     | 5           | Not Shown |
| Label, "Serial/Power Rating"                   | 36-26211-02     | 1A          | Not Shown |
| Label, "Serial/Power Rating"                   | 36-26211-01     | 1A          | Not Shown |
| Label, "Serial/Power Rating"                   | 36-26211-03     | 1A          | Not Shown |
| Label, "Serial/Power Rating"                   | 36-26211-02     | 1           | Not Shown |
| Label, "Serial/Power Rating"                   | 36-26211-01     | 1           | Not Shown |
| Label, "Serial/Power Rating" (Ireland)         | 36-26211-06     | 6           | Not Shown |
| Label, "Serial/Power Rating" (Ireland) (added) | 36-26211-03     | 1           | Not Shown |
| Label, "Serial/Power Rating, Non-Domestic"     | 36-26211-05     | 6           | Not Shown |
| Label, "System Classified/License"             | 36-26212-01     | 1A          | Not Shown |
| Label, "UCI Transformer"                       | 36-25891-01     | 1A          | Not Shown |
| Label, "UCI Transformer"                       | 36-25891-01     | 1           | Not Shown |
| Label, Adhesive (American)                     | 36-20219-01     | 30          | 3         |
| Lamp, Devices Pilot (replaces 12-05303-00)     | 12-05303-01     | 5           | 10        |
| Latch, Offset                                  | 12-24095-01     | 4           | 2         |
| Latch, Offset                                  | 12-24095-01     | 3           | 2         |
| Latch, Wire (LH)                               | 74-26243-01     | 18          | 3         |
| Latch, Wire (RH)                               | 74-26242-01     | 18          | 2         |
| LED 1.5 MCD @ 25 mA                            | 11-16622-00     | 26          | 4         |
| Locktite 414                                   | 49-01272-00     | 26          | 5         |
| Logo, "Digital"                                | 74-27428-01     | 28          | 14        |
| Medallion (Not Shown)                          | 74-27256-01     | 14          | 12        |
| Medallion, System Box                          | 74-27256-08     | 15          | 11        |
| Micro Processor, (E1) No. 8051 (deleted)       | 23-004MI-00     | 31          | 9         |
| Module Assembly, Bulk Box                      | 54-16782-01     | 13          | 1         |
| Module Assembly, Small Blank                   | 70-21639-01     | 1A          | 18        |

## \*\*\*NOTE\*\*\*

When the description includes "added" or "deleted", ALWAYS refer to the figure parts list for the latest related part description.

# VAX 8500/30/50 SYSTEM SORT BY DEC PART DESCRIPTION

| DESCRIPTION                            | DEC<br>PART NO. | FIG.<br>NO. | ITEM |
|--|-----------------|-------------|------|
| Module Assembly, Small Blank           | 70-21639-01     | 1           | 27   |
| Module Assembly, System                | 54-16237-01     | 16          | 1    |
| Module, 4MB Memory (deleted)           | MS88-AA         | 1A          | 10   |
| Module, 4MB Memory (deleted)           | MS88-AA         | 1           | 29   |
| Module, 512KB RAM Daughter (Not Shown) | MSC11-B         | 14          | 9    |
| Module, 7862 Power Supply              | 54-15086-01     | 19          | 2    |
| Module, BIP Power                      | H7189-A         | 1           | 26   |
| Module, Console Distribution Connector | 54-16817-01     | 10          | 1    |
| Module, H7060 Control/Start-up Power   | H7060-A         | 2A          | 38   |
| Module, H7060 Control/Start-up Power   | H7060-A         | 2           | 38   |
| Module, H7061 Interface Logic          | H7061-A         | 2A          | 39   |
| Module, H7061 Interface Logic          | H7061-A         | 2           | 39   |
| Module, Isolation (54-18456-01)        | 20-28124-01     | 5           | 43   |
| Module, Isolation (added)              | 20-28124-01     | 6           | 41   |
| Module, Line Interface (Not Shown)     | 54-15539-01     | 14          | 7    |
| Module, LK201CR (replaces 54-15148-00) | 54-16941-01     | 31          | 2    |
| Module, Main PCB                       | 29-24992-00     | 32          | 1    |
| Module, RX50 Controller                | 54-15058-00     | 15          | 5    |
| Module, Seek Interface                 | 54-15066-00     | 22          | 10   |
| MONITOR ASSEMBLY, VR201                | VR201-B         | 27          | N/A  |
| MONITOR ASSEMBLY, VR201                | VR201-B         | 14          | 2    |
| MOTHER BOARD ASSEMBLY, SYSTEM UNIT     | KDJ11-CA        | 15          | 2    |
| MOTHER BOARD ASSEMBLY, SYSTEM UNIT     | KDJ11-CA        | 16          | N/A  |
| Motor Assembly, Stepper                | 70-18658-01     | 23          | 18   |
| Motor, 12 Vdc                          | 12-18677-00     | 23          | 1    |
| MOTOR/BASEPLATE ASSEMBLY (NFR)         | 70-18638-00     | 23          | N/A  |
| MOTOR/BASEPLATE ASSEMBLY (NFR)         | 70-18638-00     | 22          | 1    |
| Mount, Cable Tie                       | 90-08264-00     | 28          | 15   |
| Mount, Cable Tie                       | 90-08264-00     | 13          | 10   |
| Mount, Cable Tie                       | 90-08264-00     | 19          | 5    |
| Mount, Cable Tie                       | 90-08264-00     | 2A          | 45   |
| Mount, Cable Tie                       | 90-08264-00     | 2           | 45   |
| Mover Assembly, Air                    | 70-22460-01     | 7           | 2    |
| Node Plug Kit                          | 12-23701-18     | 1A          | 33   |
| Nut, Bar                               | 74-25248-00     | 25          | 2    |
| Nut, Cap No. 6-32                      | 90-10439-01     | 5           | 27   |
| Nut, Cap No. 6-32 x 5/16               | 90-10439-01     | 6           | 21   |
| Nut, Ela-Stop                          | 90-08055-00     | 28          | 9    |
| Nut, Hex No. 10                        | 90-06565-00     | 21          | 12   |
| Nut, Hex No. 2-56                      | 90-06555-00     | 2A          | 48   |
| Nut, Hex No. 2-56                      | 90-06555-00     | 2           | 48   |
| Nut, Hex No. 4                         | 90-06537-00     | 21          | 15   |
| Nut, Hex No. 6                         | 90-08185-00     | 21          | 4    |
| Nut, Hex No. 6-32                      | 90-08185-00     | 19          | 8    |

## \*\*\*NOTE\*\*\*

When the description includes "added" or "deleted", ALWAYS refer to the figure parts list for the latest related part description.

VAX 8500/30/50 SYSTEM SORT BY DEC PART DESCRIPTION

| DESCRIPTION                          | DEC<br>PART NO. | FIG.<br>NO. | ITEM |
|--------------------------------------|-----------------|-------------|------|
| Nut, Kep No. 1/4-20                  | 90-08203-00     | 8           | 14   |
| Nut, Kep No. 1/4-20                  | 90-08203-00     | 1A          | 28   |
| Nut, Kep No. 1/4-24                  | 90-08203-00     | 1           | 5    |
| Nut, Kep No. 10-32                   | 90-06565-00     | 13          | 16   |
| Nut, Kep No. 10-32                   | 90-06565-00     | 6           | 26   |
| Nut, Kep No. 10-32                   | 90-06565-00     | 5           | 32   |
| Nut, Kep No. 10-32                   | 90-06565-00     | 4           | 5    |
| Nut, Kep No. 10-32                   | 90-06565-00     | 3           | 5    |
| Nut, Kep No. 10-32                   | 90-06565-00     | 7           | 32   |
| Nut, Kep No. 10-32                   | 90-06565-00     | 1           | 10   |
| Nut, Kep No. 10-32                   | 90-06565-00     | 1A          | 23   |
| Nut, Kep No. 10-32                   | 90-06565-00     | 2           | 10   |
| Nut, Kep No. 10-32                   | 90-06565-00     | 2A          | 10   |
| Nut, Kep No. 6-32                    | 90-06560-00     | 13          | 15   |
| Nut, Kep No. 6-32                    | 90-08185-00     | 16          | 12   |
| Nut, Kep No. 6-32                    | 90-10586-02     | 5           | 4    |
| Nut, Kep No. 6-32                    | 90-10586-02     | 6           | 3    |
| Nut, Kep No. 8-32                    | 90-06563-00     | 13          | 8    |
| Nut, Lock                            | 90-09309-01     | 6           | 16   |
| Nut, Lock                            | 90-09309-01     | 5           | 22   |
| Nut, Push Round                      | 90-09865-01     | 15          | 9    |
| Nut, Retainer No. 10-32              | 90-07786-00     | 1A          | 21   |
| Nut, U No. 10-32                     | 90-07786-00     | 2A          | 31   |
| Nut, U No. 10-32                     | 90-07786-00     | 2           | 31   |
| Nut, Well No. 6-32                   | 90-10115-00     | 7           | 11   |
| Overlay, Connector Panel             | 74-25647-00     | 20          | 1    |
| Pad, Foam                            | 12-25961-01     | 2A          | 52   |
| Pad, Foam                            | 12-25961-01     | 2           | 52   |
| Pan Assembly                         | 70-18981-00     | 17          | 2    |
| Panel                                | 74-26404-15     | 10          | 2    |
| PANEL ASSEMBLY, CONNECTOR            | 70-20610-01     | 20          | N/A  |
| PANEL ASSEMBLY, CONNECTOR            | 70-20610-01     | 16          | 11   |
| PANEL ASSEMBLY, CONSOLE DISTRIBUTION | 70-21700-01     | 10          | N/A  |
| PANEL ASSEMBLY, CONSOLE DISTRIBUTION | 70-21700-01     | 2A          | 53   |
| PANEL ASSEMBLY, CONSOLE DISTRIBUTION | 70-21700-01     | 2           | 53   |
| Panel Assembly, End                  | 70-19485-00     | 1           | 4    |
| Panel Assembly, End                  | 70-19485-00     | 1A          | 27   |
| Panel Assembly, Kick                 | 70-21704-02     | 1           | 3    |
| Panel Assembly, Kick                 | 70-21704-02     | 1A          | 24   |
| Panel Assembly, Logo                 | 70-23574-01     | 1A          | 25   |
| Panel Assembly, Logo                 | 70-23572-01     | 1           | 6    |
| Panel Assembly, Modesty              | 70-20760-01     | 14          | 6    |
| Panel, Bulk Box Side                 | 74-32094-01     | 13          | 2    |

\*\*\*NOTE\*\*\*

When the description includes "added" or "deleted", ALWAYS refer to the figure parts list for the latest related part description.

# VAX 8500/30/50 SYSTEM SORT BY DEC PART DESCRIPTION

| DESCRIPTION                                 | DEC<br>PART NO. | FIG.<br>NO. | ITEM      |
|---|-----------------|-------------|-----------|
| Panel, Connector Grounding                  | 74-27948-01     | 20          | 4         |
| Panel, Front                                | 74-32250-01     | 6           | 1         |
| Panel, Front                                | 74-32354-01     | 5           | 1         |
| Panel, Large Cover                          | 74-32092-01     | 7           | 17        |
| Panel, LH Side                              | 74-32252-02     | 6           | 33        |
| Panel, LH Side                              | 74-32252-02     | 5           | 37        |
| Panel, Rear (replaces 74-32251-01)          | 74-34822-01     | 5           | 41        |
| Panel, Rear (replaces 74-32251-01)          | 74-34822-01     | 6           | 37        |
| Panel, RH Side                              | 74-32252-01     | 6           | 32        |
| Panel, RH Side                              | 74-32252-01     | 5           | 36        |
| Panel, Small Cover                          | 74-32091-01     | 7           | 18        |
| PCB Assembly, Motor                         | 70-19175-00     | 22          | 6         |
| PCB Assembly, Read/Write                    | 70-19177-00     | 22          | 5         |
| Pin, Dowel                                  | 12-26537-01     | 24          | 6         |
| Pin, Roll                                   | 90-06518-00     | 29          | 10        |
| Plate Assembly, Mounting                    | 70-23417-02     | 2A          | 28        |
| Plate Assembly, Mounting                    | 70-23417-02     | 2           | 28        |
| Plate, Insert                               | 74-30607-02     | 2A          | 64        |
| Plate, Insert                               | 74-30607-02     | 2           | 64        |
| Plate, Insert (added)                       | 74-30607-01     | 2           | 67        |
| Plate, Nut                                  | 74-28105-01     | 8           | 22        |
| Plate, Side                                 | 74-25241-01     | 22          | 12        |
| Plate, Skid                                 | 74-25652-02     | 22          | 17        |
| Plate, Slide                                | 74-25652-01     | 32          | 5         |
| Plate, Strap (added)                        | 74-30607-01     | 2A          | 67        |
| Plenum Assembly                             | 70-23151-01     | 2A          | 55        |
| Plenum Assembly                             | 70-23151-01     | 2           | 55        |
| Plug Jumper                                 | 12-14314-00     | 32          | 2         |
| Plug, ID #0                                 | 12-23701-16     | 1           | 17        |
| Plug, ID #1                                 | 12-23701-01     | 1           | 16        |
| Plug, Node ID #0                            | 12-23701-16     | 1A          | 33        |
| Plug, Node ID #1                            | 12-23701-01     | 1A          | 33        |
| Power Cord                                  | 17-00083-09     | 30          | Not Shown |
| POWER SUPPLY ASSEMBLY, H7862 (120/220/240V) | H7862-C         | 19          | N/A       |
| POWER SUPPLY ASSEMBLY, H7862 (120/220/240V) | H7862-C         | 15          | 3         |
| Power Supply, H7180 5/5.2V @200A            | H7180-A         | 1A          | 13        |
| Power Supply, H7180 5/5.2V @200A Module     | H7180-A         | 1           | 22        |
| Power Supply, H7186 +/-5V @85A              | H7186-A         | 1A          | 14        |
| Power Supply, H7187 +/-2.5V @100A           | H7187-A         | 1A          | 15        |
| Power Supply, H7187 +/-2.5V Module          | H7187-A         | 1           | 24        |
| Power Supply, H7189 +/-5V @85A Module       | H7186-A         | 1           | 23        |
| Pulley, Idler                               | 74-25244-01     | 23          | 4         |
| Rail, Lateral                               | 74-26060-00     | 8           | 2         |
| Rail, LH Double Vertical                    | 74-26084-01     | 8           | 5         |
| Rail, RH Double Vertical                    | 74-26084-00     | 8           | 4         |
| Rail, Single Bottom Horizontal              | 70-18892-00     | 8           | 7         |

\*\*\*NOTE\*\*\*

When the description includes "added" or "deleted", ALWAYS refer to the figure parts list for the latest related part description.

**VAX 8500/30/50 SYSTEM SORT BY DEC PART DESCRIPTION**

| <b>DESCRIPTION</b>  | <b>DEC<br/>PART NO.</b> | <b>FIG.<br/>NO.</b> | <b>ITEM</b> |
|---|-------------------------|---------------------|-------------|
| Rail, Single Horizontal   | 70-18901-00             | 8                   | 6           |
| Rail, Single Horizontal   | 70-18891-00             | 8                   | 9           |
| Regulator, Power  | H7189-A                 | 1A                  | 17          |
| Relief, Strain (replaces 12-14574-03)                             | 12-14574-02             | 5                   | 21          |
| Relief, Strain (replaces 12-14574-05)                             | 12-14574-03             | 6                   | 15          |
| Retainer, Blank   | 74-27343-01             | 20                  | 3           |
| Retainer, U-Nut No. 10-32   | 90-07786-00             | 7                   | 13          |
| Retainer, U-Nut No. 10-32   | 90-07786-00             | 1                   | 34          |
| Retaining Ring  | 90-09273-01             | 6                   | 27          |
| Ring, External Retaining  | 90-09580-00             | 24                  | 7           |
| Ring, Retainer  | 90-09273-00             | 18                  | 7           |
| Ring, Retaining (Not Shown)                                       | 90-10318-02             | 14                  | 13          |
| Rivet   | 90-10435-01             | 20                  | 10          |
| Rivet   | 90-00030-21             | 8                   | 3           |
| Rivet   | 90-00030-21             | 7                   | 28          |
| Rivet   | 90-09241-00             | 7                   | 43          |
| Rivet   | 90-10413-03             | 7                   | 7           |
| Rivet (added)   | 90-10359-02             | 8                   | 25          |
| Rivet (replaces 90-10003-01)                                      | 90-10030-21             | 8                   | 16          |
| Rod, Actuator   | 74-32259-01             | 5                   | 31          |
| Rod, Actuator   | 74-32259-01             | 6                   | 25          |
| Screen, Single Bottom   | 74-26078-00             | 8                   | 10          |
| Screw, Button Cap Hex No. 4-40 x 3/8                              | 90-10379-02             | 23                  | 12          |
| Screw, Captive No. 4-40   | 12-19534-01             | 10                  | 6           |
| Screw, Flat Hd No. 8-32 x 3/8                                     | 90-06037-02             | 2                   | 13          |
| Screw, Flat Hd No. 8-32 x 3/8                                     | 90-06037-02             | 2A                  | 13          |
| Screw, Flat Hd Phi No. 6-32 x 3/8                                 | 90-10158-04             | 29                  | 8           |
| Screw, Hex Hd No. 1/4-20 x 1/2                                    | 90-06241-09             | 8                   | 13          |
| Screw, Hex Hd No. 1/4-20 x 1/2                                    | 90-06241-09             | 7                   | 39          |
| Screw, Hex Hd No. 1/4-20 x 5/8                                    | 90-06242-09             | 12                  | 4           |
| Screw, Hex Washer Hd No. 8-32 x 5/16                              | 90-09682-00             | 7                   | 37          |
| Screw, Lock No. 4-40 x 3/8  | 90-08451-08             | 10                  | 4           |
| Screw, Mach Phi Flat Hd No. 6-32 x 5/16<br>(replaces 90-08404-02) | 90-00039-24             | 6                   | 24          |
| Screw, Mach Phi Truss Hd No. 6-32 x 3/8<br>(replaces 90-06024-03) | 90-06022-01             | 6                   | 34          |
| Screw, Phi Flat Hd No. 10-32 x 1/4                                | 90-08007-02             | 7                   | 15          |
| Screw, Phi Flat Hd No. 10-32 x 5/16                               | 90-06070-02             | 1                   | 7           |
| Screw, Phi Flat Hd No. 10-32 x 5/16<br>(replaces 90-06070-02)     | 90-06071-02             | 1A                  | 26          |
| Screw, Phi Flat Hd No. 4-40 x 7/16                                | 90-00039-14             | 25                  | 5           |
| Screw, Phi Flat Hd No. 6-32 x 1/2 (added)                         | 90-06024-02             | 22                  | 20          |
| Screw, Phi Flat Hd No. 6-32 x 1/4                                 | 90-06020-02             | 22                  | 13          |
| Screw, Phi Flat Hd No. 6-32 x 5/16                                | 90-00039-24             | 5                   | 30          |

**\*\*\*NOTE\*\*\***

When the description includes "added" or "deleted", ALWAYS refer to the figure parts list for the latest related part description.

# VAX 8500/30/50 SYSTEM SORT BY DEC PART DESCRIPTION

| DESCRIPTION  | DEC<br>PART NO. | FIG.<br>NO. | ITEM |
|--|-----------------|-------------|------|
| Screw, Phl Hd Self-Tap No. 6-20 x 1/4                        | 90-10376-02     | 20          | 11   |
| Screw, Phl Mach Hd No. 4-40 x 1/4                            | 90-00039-16     | 24          | 15   |
| Screw, Phl Pan Hd No. 1/4-20 x 3/8                           | 90-06055-01     | 7           | 16   |
| Screw, Phl Pan Hd No. 1/4-20 x 5/8                           | 90-06057-02     | 12          | 24   |
| Screw, Phl Pan Hd No. 10-32 x 1-1/2                          | 90-06079-01     | 7           | 21   |
| Screw, Phl Pan Hd No. 10-32 x 5/8                            | 90-06074-01     | 7           | 33   |
| Screw, Phl Pan Hd No. 2-56 x 1-3/8<br>(replaces 90-08030-01) | 90-06007-00     | 2A          | 47   |
| Screw, Phl Pan Hd No. 2-56 x 1.00<br>(replaces 90-08030-01)  | 90-06007-01     | 2           | 47   |
| Screw, Phl Pan Hd No. 2-56 x 1/4                             | 90-10421-01     | 29          | 7    |
| Screw, Phl Pan Hd No. 4-40 x 3/8                             | 90-06011-01     | 21          | 16   |
| Screw, Phl Pan Hd No. 4-40 x 3/8                             | 90-06011-01     | 5           | 16   |
| Screw, Phl Pan Hd No. 4-40 x 5/16                            | 90-10089-00     | 31          | 4    |
| Screw, Phl Pan Hd No. 6-32 x 1.00                            | 90-06028-01     | 9           | 3    |
| Screw, Phl Pan Hd No. 6-32 x 1/2                             | 90-06024-01     | 22          | 14   |
| Screw, Phl Pan Hd No. 6-32 x 1/2                             | 90-10089-03     | 16          | 16   |
| Screw, Phl Pan Hd No. 6-32 x 1/2                             | 90-06024-01     | 7           | 9    |
| Screw, Phl Pan Hd No. 6-32 x 1/2<br>(replaces 90-07793-01)   | 90-06025-01     | 2A          | 66   |
| Screw, Phl Pan Hd No. 6-32 x 1/2<br>(replaces 90-07793-01)   | 90-06025-01     | 2           | 66   |
| Screw, Phl Pan Hd No. 6-32 x 1/4                             | 90-00062-10     | 11          | 6    |
| Screw, Phl Pan Hd No. 6-32 x 1/4                             | 90-06020-01     | 13          | 13   |
| Screw, Phl Pan Hd No. 6-32 x 1/4                             | 90-10174-00     | 6           | 12   |
| Screw, Phl Pan Hd No. 6-32 x 1/4                             | 90-10174-00     | 5           | 18   |
| Screw, Phl Pan Hd No. 6-32 x 2-1/2                           | 90-00038-18     | 28          | 6    |
| Screw, Phl Pan Hd No. 6-32 x 3/8                             | 90-09989-00     | 12          | 25   |
| Screw, Phl Pan Hd No. 6-32 x 3/8                             | 90-09708-00     | 16          | 8    |
| Screw, Phl Pan Hd No. 6-32 x 3/8                             | 90-09984-00     | 5           | 8    |
| Screw, Phl Pan Hd No. 6-32 x 3/8                             | 90-06011-01     | 6           | 10   |
| Screw, Phl Pan Hd No. 6-32 x 3/8                             | 90-09984-00     | 6           | 5    |
| Screw, Phl Pan Hd No. 6-32 x 5/16                            | 90-09708-00     | 22          | 3    |
| Screw, Phl Pan Hd No. 6-32 x 5/16                            | 90-09708-00     | 17          | 3    |
| Screw, Phl Pan Hd No. 6-32 x 5/16                            | 90-09701-00     | 2A          | 60   |
| Screw, Phl Pan Hd No. 6-32 x 5/16                            | 90-10155-00     | 5           | 25   |
| Screw, Phl Pan Hd No. 6-32 x 5/16                            | 90-10155-00     | 6           | 19   |
| Screw, Phl Pan Hd No. 6-32 x 5/16                            | 90-09701-00     | 2           | 60   |
| Screw, Phl Pan Hd No. 6-32 x 5/8                             | 90-06025-01     | 27          | 4    |
| Screw, Phl Pan Hd No. 6-32 x 5/8                             | 90-00062-16     | 11          | 8    |
| Screw, Phl Pan Hd No. 6-32 x 7/16                            | 90-06023-01     | 5           | 3    |
| Screw, Phl Pan Hd No. 6-32 X 7/16                            | 90-06023-01     | 6           | 2    |
| Screw, Phl Pan Hd No. 7-16 x 5/16                            | 90-10141-01     | 16          | 5    |
| Screw, Phl Pan Hd No. 8-32 x 1/2                             | 90-06039-01     | 13          | 7    |
| Screw, Phl Pan No. 6-19 x 1/4 Self-Tap                       | 90-09800-02     | 28          | 10   |

## \*\*\*NOTE\*\*\*

When the description includes "added" or "deleted", ALWAYS refer to the figure parts list for the latest related part description.



**VAX 8500/30/50 SYSTEM SORT BY DEC PART DESCRIPTION**

| DESCRIPTION   | DEC<br>PART NO. | FIG.<br>NO. | ITEM |
|---|-----------------|-------------|------|
| Screw, Phil Truss Hd No. 10-32 x 1/2                              | 90-00049-04     | 2A          | 41   |
| Screw, Phil Truss Hd No. 10-32 x 1/2                              | 90-09700-00     | 2A          | 30   |
| Screw, Phil Truss Hd No. 10-32 x 1/2                              | 90-09700-00     | 2           | 30   |
| Screw, Phil Truss Hd No. 10-32 x 1/2                              | 90-00049-04     | 2           | 41   |
| Screw, Phil Truss Hd No. 6-32 x 1/4                               | 90-06020-03     | 23          | 2    |
| Screw, Phil Truss Hd No. 6-32 x 5/16                              | 90-06021-03     | 24          | 20   |
| Screw, Phil Truss Hd No. 8-32 x 3/8                               | 90-06037-03     | 2           | 18   |
| Screw, Phil Truss Hd No. 8-32 x 3/8                               | 90-06037-03     | 2A          | 18   |
| Screw, Phil Truss Hd No. 8-32 x 5/8                               | 90-06040-03     | 2A          | 25   |
| Screw, Phil Truss Hd No. 8-32 x 5/8                               | 90-06040-03     | 2           | 25   |
| Screw, Self-Tapping No. 6-19 x 3/8                                | 90-09800-02     | 12          | 12   |
| Screw, Self-Tapping No. 8   | 90-00062-69     | 12          | 13   |
| Screw, Self-Tapping Phil Hd No. 6 x 1/2<br>(replaces 90-09800-18) | 90-09800-23     | 2           | 3    |
| Screw, Self-Tapping Phil No. 6 x 1/2<br>(replaces 90-09800-18)    | 90-09800-23     | 2A          | 3    |
| Screw, Self-Tapping Washer No. 8 x 1/2<br>(replaces 90-10112-01)  | 90-00061-27     | 12          | 18   |
| Screw, Sems Hex Hd No. 1/4-20 x 1/2                               | 90-09988-00     | 8           | 11   |
| Screw, Sems Hex Hd No. 10-32 x 1/2                                | 90-09988-05     | 8           | 23   |
| Screw, Sems Hex Hd No. 10-32 x 1/2                                | 90-10156-00     | 1           | 33   |
| Screw, Sems Hex Hd No. 10-32 x 1/2                                | 90-10156-00     | 1A          | 30   |
| Screw, Sems Pan Hd No. 10-32 x 3/8                                | 90-09228-10     | 7           | 35   |
| Screw, Sems Phil Hd No. 10-32 x 1/2                               | 90-09700-00     | 1           | 20   |
| Screw, Sems Phil Hd No. 10-32 x 1/2                               | 90-09700-00     | 1A          | 19   |
| Screw, Sems Phil Hd No. 6-32 x 5/16                               | 90-09701-00     | 13          | 4    |
| Screw, Sems Phil Hd No. 8-32 x 1/2                                | 90-09545-01     | 12          | 6    |
| Screw, Sems Phil Pan Hd No. 10-32 x 3/8                           | 90-09228-10     | 1A          | 22   |
| Screw, Sems Phil Pan Hd No. 4-40 x 5/16                           | 90-09643-03     | 10          | 5    |
| Screw, Sems Phil Pan Hd No. 6-32 x 1/2                            | 90-00049-36     | 19          | 9    |
| Screw, Sems Phil Pan Hd No. 6-32 x 1/2                            | 90-00049-34     | 2           | 8    |
| Screw, Sems Phil Pan Hd No. 6-32 x 1/2                            | 90-00049-34     | 2A          | 8    |
| Screw, Sems Phil Pan Hd No. 6-32 x 3/4                            | 90-00049-37     | 21          | 6    |
| Screw, Sems Phil Pan Hd No. 6-32 x 3/8                            | 90-00049-35     | 19          | 11   |
| Screw, Sems Phil Pan Hd No. 6-32 x 5/16                           | 90-10155-00     | 21          | 17   |
| Screw, Sems Phil Pan Hd No. 8-32 x 1/2                            | 90-09545-01     | 2A          | 22   |
| Screw, Sems Phil Pan Hd No. 8-32 x 1/2                            | 90-09545-01     | 2           | 22   |
| Screw, Sems Phil Pan Hd No. 8-32 x 1/4                            | 90-09545-00     | 2A          | 21   |
| Screw, Sems Phil Pan Hd No. 8-32 x 1/4                            | 90-09545-00     | 2           | 21   |
| Screw, Sems Phil Pan Hd No. 8-32 x 3/8                            | 90-10174-02     | 2           | 5    |
| Screw, Sems Phil Pan Hd No. 8-32 x 3/8                            | 90-10174-01     | 2           | 15   |
| Screw, Sems Phil Pan Hd No. 8-32 x 3/8                            | 90-10174-02     | 2A          | 5    |
| Screw, Sems Phil Pan Hd No. 8-32 x 3/8                            | 90-10174-01     | 2A          | 15   |
| Screw, Sems Phil Pan No. 8-32 x 1/2<br>(replaces 90-00049-28)     | 90-09682-00     | 12          | 22   |

**\*\*\*NOTE\*\*\***

When the description includes "added" or "deleted", ALWAYS refer to the figure parts list for the latest related part description.

# VAX 8500/30/50 SYSTEM SORT BY DEC PART DESCRIPTION

| DESCRIPTION  | DEC<br>PART NO. | FIG.<br>NO. | ITEM |
|--|-----------------|-------------|------|
| Screw, Sems Truss Hd No. 10-32 x 3/8                           | 90-00049-11     | 1           | 8    |
| Screw, Sems Truss Hd No. 10-32 x 5/8<br>(replaces 90-09700-00) | 90-00063-41     | 7           | 19   |
| Screw, Sems Truss Hd No. 6-32 x 3/8                            | 90-00049-11     | 1A          | 3    |
| Screw, Shoulder  | 90-10639-01     | 2A          | 27   |
| Screw, Shoulder  | 90-10639-01     | 2           | 27   |
| Screw, Slotted Hex Hd No. 6-32 x 5/16                          | 90-10386-01     | 31          | 8    |
| Screw, Socket Hd No. 6-32 x 3/8                                | 90-06293-10     | 24          | 9    |
| Screw, Truss Ph Hd No. 6-32 x 1/2                              | 90-00049-11     | 1           | 12   |
| Screw, Washer Pan Hd No. 6-32 x 1/2                            | 90-10245-01     | 19          | 10   |
| Screwlock, No. 4-40 x 3/16                                     | 90-08451-06     | 16          | 13   |
| Seal, Front Angle  | 70-19145-00     | 8           | 17   |
| Seal, Front Single Angle                                       | 74-26402-01     | 8           | 12   |
| Seal, Rear   | 74-26638-02     | 8           | 19   |
| Seal, Rear Angle   | 70-19581-03     | 8           | 18   |
| Sensor, Air Flow w/LED   | 12-22805-02     | 2A          | 12   |
| Sensor, Air Flow w/LED   | 12-22805-02     | 2           | 12   |
| Shaft, Collet  | 74-25231-00     | 24          | 3    |
| Shaft, Guide   | 74-25224-01     | 23          | 14   |
| Shaft, Idler   | 90-00032-19     | 23          | 3    |
| Shaft, Tilt  | 74-26805-01     | 29          | 3    |
| Shield Assembly  | 70-19918-01     | 22          | 18   |
| Shield, Backplane  | 74-32070-01     | 2A          | 9    |
| Shield, Backplane  | 74-32070-01     | 2           | 9    |
| Shield, Bottom Copper  | 74-27817-02     | 29          | 15   |
| Shield, Console  | 74-26639-01     | 8           | 20   |
| Shield, Copper Strap   | 74-27818-02     | 29          | 17   |
| Shield, EMI/RFI  | 12-20580-01     | 20          | 9    |
| Shield, Top Copper (1 Piece)                                   | 74-29894-02     | 29          | 14   |
| Shoe, Slide  | 74-25827-00     | 23          | 15   |
| Slide, Interlock   | 74-31550-01     | 12          | 17   |
| Slide, Interlock   | 74-31553-01     | 12          | 14   |
| Space Bar (Low Profile) (replaces 74-26051-00)                 | 74-28773-01     | 30          | 6    |
| Spacer   | 90-00034-10     | 7           | 25   |
| Spacer, Follower Arm   | 74-25226-00     | 25          | 4    |
| Spacer, Hex  | 90-06039-01     | 13          | 5    |
| Spacer, Hex (added)  | 74-22846-00     | 13          | 17   |
| Spacer, Interlock  | 74-31551-01     | 12          | 15   |
| Spacer, PC Board Support                                       | 74-28652-01     | 16          | 15   |
| Spacer, Switch   | 74-25236-00     | 24          | 14   |
| Spacer, Transformer Bracket                                    | 74-32268-01     | 7           | 41   |
| Spindle Assembly   | 70-18629-00     | 23          | 8    |
| Spring, Carriage   | 74-25832-00     | 23          | 16   |
| Spring, Compression  | 12-20841-01     | 29          | 4    |
| Spring, Compression  | 12-20374-01     | 30          | 4    |

## \*\*\*NOTE\*\*\*

When the description includes "added" or "deleted", ALWAYS refer to the figure parts list for the latest related part description.

# VAX 8500/30/50 SYSTEM SORT BY DEC PART DESCRIPTION

| DESCRIPTION                                   | DEC<br>PART NO. | FIG.<br>NO. | ITEM      |
|---|-----------------|-------------|-----------|
| Spring, Compression                           | 12-20374-02     | 30          | 5         |
| Spring, Compression                           | 12-19914-01     | 18          | 6         |
| Spring, Compression                           | 12-20113-01     | 15          | 10        |
| Spring, Compression                           | 12-26354-01     | 7           | 24        |
| Spring, Cone Lift Cover Return                | 74-25234-00     | 22          | 9         |
| Spring, Conical                               | 74-25232-00     | 24          | 4         |
| Stand, System                                 | VT2XX-AA        | 14          | 5         |
| Standoff, Hex No. 10-32                       | 90-00001-21     | 2A          | 29        |
| Standoff, Hex No. 10-32                       | 90-00001-21     | 2           | 29        |
| Standoff, Hex No. 8-32                        | 90-00001-34     | 2A          | 24        |
| Standoff, Hex No. 8-32                        | 90-00001-34     | 2           | 24        |
| Standoff, No. 6-32 x 5/16                     | 90-00001-38     | 5           | 23        |
| Standoff, No. 6-32 x 5/16                     | 90-00001-38     | 6           | 17        |
| Strain Relief                                 | 12-24788-01     | 11          | 5         |
| Strain Relief                                 | 12-24788-02     | 11          | 7         |
| Strip, Insulator                              | 74-27877-01     | 20          | 6         |
| Support Assembly, Central                     | 70-23071-01     | 7           | 14        |
| Support Assembly, Single Width                | 70-18889-00     | 8           | 1         |
| Support, Left Transformer                     | 74-31998-01     | 7           | 30        |
| Switch, (SW1) Rocker 16A                      | 12-17051-04     | 21          | 8         |
| Switch, Lower                                 | 74-25238-00     | 24          | 13        |
| Switch, Slide 5A (SW2) (replaces 12-16901-00) | 12-16901-04     | 21          | 14        |
| Switch, Upper                                 | 74-25237-00     | 24          | 12        |
| SYSTEM UNIT ASSEMBLY, PC380                   | PC380-AA        | 15          | N/A       |
| SYSTEM UNIT ASSEMBLY, PC380                   | PC380-AA        | 14          | 1         |
| Terminal, (P1,P2) Pin Contact                 | 12-12169-00     | 11          | 2         |
| Terminal, (P5) Socket Contact                 | 12-12170-01     | 11          | 4         |
| Terminator-BI, GIF Signal                     | 20-24486-01     | 9           | 5         |
| Terminator-BI, GOM Clock+Signal               | 20-24487-01     | 9           | 4         |
| Thermistor, Temperature Mtg. Pkg.             | 12-19526-01     | 2A          | 14        |
| Thermistor, Temperature Mtg. Pkg.             | 12-19526-01     | 2           | 14        |
| Thumbscrew, No. 4-40 x 3/8                    | 12-20933-01     | 16          | 9         |
| Thumbscrew, No. 4-40 x 5/8                    | 12-20934-01     | 16          | 7         |
| Tie, Cable                                    | 90-09617-00     | 28          | 17        |
| Tie, Cable                                    | 90-07880-00     | 28          | 16        |
| Tie, Cable                                    | 90-07031-00     | 21          | 18        |
| Tie, Cable                                    | 90-07031-00     | 19          | 6         |
| Tie, Cable                                    | 90-07032-00     | 13          | 11        |
| Tie, Cable                                    | 90-07032-00     | 2A          | 46        |
| Tie, Cable                                    | 90-07031-00     | 2A          | 50        |
| Tie, Cable                                    | 90-07032-00     | 2           | 46        |
| Tie, Cable                                    | 90-07031-00     | 2           | 50        |
| Tie, Cable Bundle                             | 90-07032-00     | 6           | Not Shown |

\*\*\*NOTE\*\*\*

When the description includes "added" or "deleted", ALWAYS refer to the figure parts list for the latest related part description.

VAX 8500/30/50 SYSTEM SORT BY DEC PART DESCRIPTION

| DESCRIPTION                                 | DEC<br>PART NO. | FIG.<br>NO. | ITEM |
|---|-----------------|-------------|------|
| Transformer                                 | 16-25480-01     | 13          | 9    |
| Transformer, P=6kV 50/60Hz                  | 16-24764-01     | 1           | 35   |
| Transformer, P=6kV 50/60Hz                  | 16-24764-01     | 1A          | 6    |
| Washer, Ext Tooth Lock No. 10               | 90-07651-00     | 21          | 11   |
| Washer, Ext Tooth Lock No. 6                | 90-07649-00     | 21          | 5    |
| Washer, Ext Tooth Lock No. 6                | 90-07649-00     | 19          | 7    |
| Washer, External Tooth Lock                 | 90-07651-00     | 7           | 22   |
| Washer, External Tooth Lock No. 6           | 90-08270-00     | 5           | 29   |
| Washer, External Tooth Lock No. 6 (deleted) | 90-08270-00     | 6           | 23   |
| Washer, External Tooth Lock No. 8           | 90-08151-00     | 7           | 38   |
| Washer, Flat                                | 90-08172-00     | 23          | 11   |
| Washer, Flat                                | 90-06656-00     | 23          | 5    |
| Washer, Flat                                | 90-06656-00     | 24          | 19   |
| Washer, Flat                                | 12-19044-01     | 24          | 5    |
| Washer, Flat                                | 90-08992-00     | 22          | 19   |
| Washer, Flat                                | 90-09775-01     | 18          | 5    |
| Washer, Flat                                | 90-08172-00     | 10          | 3    |
| Washer, Flat                                | 90-09273-01     | 5           | 33   |
| Washer, Flat                                | 90-06664-00     | 5           | 42   |
| Washer, Flat                                | 90-06659-00     | 6           | 4    |
| Washer, Flat                                | 90-06659-00     | 5           | 6    |
| Washer, Flat                                | 90-06662-00     | 2A          | 35   |
| Washer, Flat                                | 90-06668-00     | 2A          | 65   |
| Washer, Flat                                | 90-06664-00     | 4           | 4    |
| Washer, Flat                                | 90-06668-00     | 6           | 38   |
| Washer, Flat                                | 90-06664-00     | 3           | 4    |
| Washer, Flat                                | 90-06668-00     | 2           | 65   |
| Washer, Flat                                | 90-06656-00     | 2           | 7    |
| Washer, Flat                                | 90-06664-00     | 2           | 11   |
| Washer, Flat                                | 90-06664-00     | 1A          | 20   |
| Washer, Flat                                | 90-06662-00     | 2           | 35   |
| Washer, Flat                                | 90-06656-00     | 2A          | 7    |
| Washer, Flat                                | 90-06664-00     | 2A          | 11   |
| Washer, Flat (added)                        | 90-06664-00     | 13          | 18   |
| Washer, Flat (replaces 70-06659-00)         | 90-10816-01     | 2           | 26   |
| Washer, Flat (replaces 90-06659-00)         | 90-10816-01     | 2A          | 26   |
| Washer, Flat (replaces 90-10164-00)         | 90-06662-00     | 7           | 23   |
| Washer, Flat No. 10                         | 90-06664-00     | 7           | 36   |
| Washer, Flat No. 10                         | 90-06664-00     | 1           | 9    |
| Washer, Flat No. 6                          | 90-06659-00     | 27          | 2    |
| Washer, Flat No. 6                          | 90-06656-00     | 22          | 4    |
| Washer, Flat No. 6                          | 90-06653-00     | 7           | 10   |
| Washer, Flat No. 8                          | 90-06660-00     | 12          | 7    |
| Washer, Flat Nylon                          | 90-06707-00     | 16          | 14   |
| Washer, Int Lock                            | 90-06634-00     | 16          | 4    |

\*\*\*NOTE\*\*\*

When the description includes "added" or "deleted", ALWAYS refer to the figure parts list for the latest related part description.

VAX 8500/30/50 SYSTEM SORT BY DEC PART DESCRIPTION

| DESCRIPTION                       | DEC<br>PART NO. | FIG.<br>NO. | ITEM |
|-----------------------------------|-----------------|-------------|------|
| Washer, Internal Tooth Lock       | 90-06632-00     | 6           | 9    |
| Washer, Internal Tooth Lock       | 90-06632-00     | 5           | 15   |
| Washer, Internal Tooth Lock No. 6 | 90-09882-00     | 22          | 11   |
| Washer, Lock No. 6                | 90-07801-00     | 23          | 6    |
| Washer, Plastic                   | 12-20292-01     | 27          | 3    |
| Washer, Split Lock                | 90-06687-00     | 2A          | 49   |
| Washer, Split Lock                | 90-07797-00     | 7           | 40   |
| Washer, Split Lock                | 90-06687-00     | 2           | 49   |
| Washer, Split Lock No. 1/4        | 90-07797-00     | 12          | 3    |
| Washer, Split Lock No. 6          | 90-07801-00     | 6           | 20   |
| Washer, Split Lock No. 6          | 90-07801-00     | 5           | 26   |
| Weldment, Connector Panel         | 70-20474-01     | 20          | 2    |
| Weldment, Front Door              | 70-22902-01     | 3           | 1    |
| Weldment, Rear Door               | 70-22900-01     | 4           | 1    |
| Weldment, Wire Form Bracket       | 70-19524-00     | 28          | 2    |
| Weldment, Wire Tension            | 70-19798-00     | 28          | 4    |
| Wire Assembly, Ground (10 in.)    | 70-19723-01     | 28          | 8    |
| Wire Assembly, Ground (4 in.)     | 70-19723-00     | 28          | 11   |

\*\*\*NOTE\*\*\*

When the description includes "added" or "deleted", ALWAYS refer to the figure parts list for the latest related part description.